

APPENDIX K: TECHNICAL NOTE 5 (HGV AND NON HGV TRIP GENERATION)

WEST MIDLANDS INTERCHANGE

SUBJECT: Technical Note 5 – HGV and Non-HGV Trip Generation

DATE: 20 October 2017

Client	Four Ashes Ltd
Project Number	70001979
Version	6
Author	L Bazley/A Sturgeon
Authorised	N Findlay

1 Introduction

- 1.1 WSP | Parsons Brinckerhoff has been commissioned by Four Ashes Ltd to provide advice in relation to the proposed development of a Strategic Rail Freight Interchange (SRFI) on land south west of M6 J12 in south Staffordshire.
- 1.2 The development, known as West Midlands Interchange (WMI) will include an intermodal terminal and rail related B8 warehousing amounting to a total floor area of up to 743,200sqm (8 million sqft). The final layout and development content has not yet been determined.
- 1.3 Trip generation for the development has been forecast using traffic surveys conducted at Daventry International Rail Freight Terminal (DIRFT). Surveying DIRFT and using it as the model for WMI is considered the best methodology for the reasons set out below.
- 1.4 The broad trip generation methodology, using the DIRFT surveys, was presented to Highways England (HE) and Staffordshire County Council (SCC) in the Transport Assessment (TA) Scoping Report. This note builds on that and sets out the detailed methodology for calculating non-HGV and HGV trips to and from WMI.
- 1.5 Version 1 of this Note set out the formulation of the trip generation methodology. Versions 2 and 3 of the Note address comments raised by JMP on this methodology. Version 4 updates this note to include the development trip generation.

2 DIRFT

- 2.1 There are specific characteristics associated with an SRFI which results in a bespoke trip generation, making the use of TRICs trip rates inappropriate. Most notably the interaction of moving goods between the intermodal terminal itself and the associated warehousing results in the containment of a number of trips on site and which results in different traffic characteristics to traditional B8 developments. In summary, there are three types of road based freight movements:
 - External HGVs travelling to and from the terminal,
 - External HGVs travelling to and from the warehousing, and
 - Internal HGVs or tractors travelling between the warehousing and either other warehousing on site or the rail terminal.
- 2.2 It is considered that the most accurate method of determining the external vehicle movements of such a development is to survey an established similar site. DIRFT was chosen as it is considered comparable to WMI for the reasons set out below.

- 2.3 DIRFT is a rail freight terminal including 3 intermodal terminals, rail connected warehousing and standalone warehousing. It is located within the Midlands as is the WMI proposal therefore from the regional context it can be seen to be comparable. It is located in proximity to the Strategic Road Network (SRN) via Junction 18 of the M1. The WMI site also benefits from access to the SRN being located approximately 0.5 km from Junction 12 of the M6. Public transport to DIRFT is limited and there are no built up areas within a reasonable walking distance. Hence, in terms of location DIRFT is very similar to WMI.
- 2.4 DIRFT first opened in the mid 1990s and has since developed into a mature and successful rail freight interchange which is typically served by 9 trains a day, as demonstrated by the typical arrival / departure profile in Annex A. It follows that its trip characteristics most closely replicate a mature SRFI in the Midlands and hence, when combined with its locational similarities, is the best model to use for estimating trip generation at WMI.
- 2.5 Given the above and the similar volume of train arrivals / departures, it is considered that the use of DIRFT represents the optimum basis upon which to base the traffic forecasts of the WMI proposal.

DIRFT Surveys

- 2.6 The DIRFT site is spread over a large area. The main intermodal terminal is located in a section called DIRFT South. This also includes warehousing, some of which is rail connected. More warehouses are located in the area called DIRFT East, and there are several other large standalone warehouses. The entire DIRFT site has been surveyed and in order to aid trip rate calculations the site has been split into several zones and survey cordons. These are shown on the DIRFT layout plan included in Annex B.
- 2.7 Surveys have been carried out across the DIRFT site to establish both the number and type of vehicles arriving and leaving each warehouse or group of warehouses in order to calculate a trip rate for both, non-HGVs and HGVs.
- 2.8 In order to account for the movement of vehicles within DIRFT and establish the proportion of internal trips (trips between warehouses and trips between the intermodal terminal and warehouses) automatic number plate recognition (ANPR) surveys have been carried out to track the movements of vehicles around the site.
- 2.9 Between the 22nd and 23rd June 2016 the following surveys were carried out across DIRFT by a specialist survey contractor:
- Manual Classified Count (MCC) at the road access of each warehouse, or group of warehouses if more than one warehouse is accessed from a road, as shown on the plan in Annex B, recording all inbound and outbound vehicles between 0600 on 22nd June and 0600 23rd June 2016. See Annex C.
 - 24hr ANPR survey, classified into light and heavy vehicles by the surveyors through analysis of the footage to capture the movement of vehicles around and through the DIRFT area. The survey cordon is shown on the plan in Annex B. This survey also ran between 0600 on 22nd June and 0600 23rd June 2016. See Annex D.
 - Video survey of the rail terminals at the Tesco and Sainsburys warehouses to capture the HGVs arriving and departing. The rail terminals operate independently of the warehousing. See Annex E.

DIRFT Zones

2.10 For the purposes of this survey, and to aid the calculation of trip rates, the DIRFT site has been split up into six different zones as shown on the plan in Annex B and detailed below.

- Zone 1 is located in the west corner of the site in the DIRFT II area. It is a single warehouse, operated by Eddie Stobart with a rail siding into the warehouse to accommodate conventional wagon trains. There are two access points to the site, both on the A428 and marked as 2 and 3 on the site plan.
- Zone 2 is to the east of zone 1 in the DIRFT II area. It is a single warehouse, and it is operated by Tesco. This zone also includes a rail head, operated by Eddie Stobart. There are two egress points and one ingress point all on the A428. These are marked as 6 and 7 on the site plan.
- Zone 3 is east of Zone 2 and is known as DIRFT south. It includes 6 warehouses, some of which are directly connected to rail. The access to the rail terminal also passes through this zone. There is one access into this zone from the A428 as well as access to / from the intermodal terminal. These are marked as 11 and 12 on the site plan. The intermodal trip generation is considered separately from Zone 3 therefore all trips to and from the intermodal terminal have been separated from those generated by the warehouses in this zone.
- Zone 4 is located in the eastern area of the DIRFT site and is known as DIRFT East. It includes 9 warehouses, none of which are rail connected. There are two access points to this zone, both from the A5. Within this zone there is also an access into a hotel. For the purposes of calculating trip generation, all trips to and from this hotel have been surveyed and removed from the total trips generated by this zone. The access points into this zone are marked as 14 and 17 on the site plan.
- Zone 5 is in the centre of the site and is known as DIRFT Central. It is not directly connected to rail. It is one large warehouse, operated by Tesco. It has two access points onto the A428, 9 and 10 on the site map.
- Zone 6 is to the north west of the site in the DIRFT II area. It is a large single warehouse operated by Sainsbury's. This zone also includes a rail head, operated by Russell logistics. It has two access points; one onto the A428 and one onto the A5. These are marked as 5 and 15 on the site plan.

2.11 The floor area of each zone at DIRFT has been established using either planning application data or the floor areas provided by the Valuation Office Agency on which the amount of business rates paid by each unit is based. Where available, planning application data has been used to confirm the floor area in preference to those supplied by the Valuation Office Agency. This is set out in Table 1 and the information provided by the Valuation Office Agency is included in Annex F.

Table 1: DIRFT Floor Areas used for Trip Generation Calculations (sqm)

Zone	Unit	Detailed DIRFT II Planning Applications	DIRFT II Outline Planning Application	Area Based on Business Rates	Final Floor Area for use in Calculations
1	Eddie Stobart	38,972	n/a	n/a	38,972
Total					38,972
2	Tesco	76,119	n/a	n/a	76,119
Total					76,119
3	Eddie Stobart	n/a	41,805	41,817	41,805
	DHL Supply Chain	n/a	19,634	48,298	19,634
	The Malcolm Group	n/a	21,758	28,968	21,758
	DHL Logistics	n/a	24,708	28,042	24,708
Total					107,905
4	DHL	n/a	13,285	13,424	13,285
	Ingram Micro	n/a	24,328	26,130	24,328
	DHL Tesco Frozen	n/a	28,573	30,767	28,573
	Royal Mail NDC	n/a	23,060	24,812	23,060
	Mothercare	n/a	na	36,147	36,147
	Tesco Direct	n/a	18,859	21,026	18,859
	NFT Daventry	n/a	na	46,752	46,752
	Optima Logistics	n/a	na	4,347	4,347
DHL	n/a	na	13,075	13,075	
Total					208,426
5	Tesco	n/a	n/a	70,714	70,714
Total					70,714
6	Sainsbury's	92,385	n/a	n/a	92,385
Total					92,385
Overall Total GFA At DIRFT					594,521

3 Non HGV Trip Generation Methodology

Vehicular Trips

- 3.1 The non-HGV (light vehicle) trip generation primarily consists of employee vehicles, although there is a smaller element of vans which service the area. The light vehicle trip generation is based on trip rates derived from the 2016 MCC DIRFT surveys.
- 3.2 Using the manual classified count survey at the access to each DIRFT zone and the known floor areas of the warehousing, as set out above, it is possible to calculate non – HGV vehicular trip rates. The non- HGV vehicular trips for each zone are presented in Table 2 and the average trip rates across all the zones are shown in Table 3. The formula used to calculate the trip rate is presented below.

$$\text{Trip Rate} = (\text{No. Trips} / \text{Floor Area}) * 100$$

Table 2: Non – HGV (Light Vehicle) Trips per Zone at DIRFT

Time Period	Floor Area	Inbound	Outbound	Two Way
Zone 1				
AM (0800 – 0900)	38,972	5	0	5
PM (1700 – 1800)	38,972	9	9	18
24hr	38,972	184	174	358
Zone 2				
AM (0800 – 0900)	76,119	49	5	54
PM (1700 – 1800)	76,119	18	25	43
24hr	76,119	693	663	1356
Zone 3				
AM (0800 – 0900)	107,905	125	24	150
PM (1700 – 1800)	107,905	38	102	141
24hr	107,905	903	856	1759
Zone 4				
AM (0800 – 0900)	208,426	205	52	257
PM (1700 – 1800)	208,426	161	173	334
24hr	208,426	2510	2551	5061
Zone 5				
AM (0800 – 0900)	70,714	38	11	49
PM (1700 – 1800)	70,714	13	39	52

Time Period	Floor Area	Inbound	Outbound	Two Way
24hr	70,714	578	570	1148
Zone 6				
AM (0800 – 0900)	92,385	29	5	34
PM (1700 – 1800)	92,385	16	17	33
24hr	92,385	471	469	940
All Zones				
AM (0800 – 0900)	594,521	451	97	549
PM (1700 – 1800)	594,521	255	365	621
24hr	594,521	5339	5283	10622

Table 3: Non – HGV (light Vehicle) Trip Rates at DIRFT (per 100 sqm)

Time Period	IN	OUT	TWO WAY
All Zones			
AM (0800 – 0900)	0.076	0.016	0.092
PM (1700 – 1800)	0.043	0.061	0.104
24hr	0.898	0.889	1.787

- 3.3 Although the majority of light vehicles are employee movements it is possible that there are some vehicles, such as local deliveries and service vehicles, which travel between the various zones. The ANPR survey gathered information on the movements of vehicles around and through the site. The ANPR survey classified the data into light and heavy vehicles. Primarily the ANPR survey was undertaken to establish the internal DIRFT HGV movements between the various rail terminals and the warehouses, however, it can also be used to determine the proportion of internal light vehicle traffic.
- 3.4 Using the ANPR survey, included in Annex D, data has been extracted for the volume of light vehicles entering and exiting each zone and the volume of light vehicles that travel between zones, including the intermodal terminal, and remain on site. It is then possible to establish the proportion of light vehicles which are generated by the warehousing but remain on site. This is set out in more detail below.
- 3.5 Table 4 sets out the morning and evening peak and daily volume of light vehicle arrivals and departures at each zone from the ANPR survey as well as the volume that travel to another zone on site. The percentage internalisation for each zone is then also presented.

Table 4: Proportion of AM, PM and Daily Internal Light Vehicle trips at DIRFT

Zone	Period	Inbound			Outbound		
		Total LVs	LVs Within DIRFT	Percent Internal trips	Total LVs	LVs Within DIRFT	Percent Internal trips
1	AM	5	0	0%	0	0	0%
	PM	9	3	33%	9	4	44%
	Daily	149	35	23%	132	26	20%
2	AM	46	3	7%	4	0	0%
	PM	16	2	13%	21	1	5%
	Daily	575	44	8%	578	36	6%
3	AM	120	7	6%	23	4	17%
	PM	42	4	10%	103	3	3%
	Daily	919	87	9%	874	81	9%
4	AM	199	12	6%	63	17	27%
	PM	166	3	2%	182	5	3%
	Daily	2716	129	5%	2453	157	6%
5	AM	35	3	9%	9	4	44%
	PM	14	2	14%	36	2	6%
	Daily	528	61	12%	524	55	11%
6	AM	25	0	0%	7	2	29%
	PM	13	2	15%	16	0	0%
	Daily	407	23	6%	413	21	5%
All	AM	430	25	6%	106	27	25%
	PM	260	16	6%	367	15	4%
	Daily	5294	379	7%	4973	376	8%

3.6 In order to arrive at the final trip rates for use in generating the WMI external light vehicle trips the trip rates presented in Table 3 have been reduced by the percentages in Table 6. The resulting DIRFT light vehicle trip rates are presented in Table 5.

Table 5: External Light Vehicle Trip Rates at DIRFT (per 100 sqm)

Time Period	IN	OUT	TWO WAY
All Zones			
AM (0800 – 0900)	0.072	0.012	0.084
PM (1700 – 1800)	0.040	0.059	0.099
24hr	0.834	0.821	1.655

- 3.7 As set out in Section 2, the DIRFT characteristics are very similar to the WMI site and hence the rates in Table 5 provide a sound basis upon which to base the forecast external light vehicle traffic generation of the WMI proposal. This is set out in Table 6.

Table 6: External Light Vehicle Trip Generation at WMI

Time Period	IN	OUT	TWO WAY
All Zones			
AM (0800 – 0900)	531	91	622
PM (1700 – 1800)	300	438	738
24hr	6197	6108	12304

Other Travel Modes

- 3.8 It is assumed that travel patterns at WMI for all modes of travel will reflect those currently exhibited at nearby employment areas without a sustainable travel package (Travel Plan and Public Transport Strategy). Therefore, in order to establish the likely trip generation at WMI for travel modes other than the private car, the 2011 Census journey to work statistics for the area south of WMI, South Staffordshire Super Output Area 006, which includes the Four Ashes industrial estate, have been obtained. However, it is accepted that due to the size and scale of the development it is unlikely that the local population is large enough to support the current walking and cycling mode share. Therefore the travel mode shares have been adjusted to reflect this. These are set out in Table 7.

Table 7: Proposed WMI Travel to Work Mode Share

Travel Mode	MSOA 006 Mode share	Adjusted Base WMI Mode Share
Train	0%	1%
Bus	3%	3%
Taxi	0%	0%
Motorcycle	1%	1%
Car driver	83%	83%
Car Passenger	6%	7.5%
Bicycle	2%	4%
Walking	5%	0.5%

- 3.9 The trip rates in Table 5 primarily represent those of the private car and therefore, based on Table 7, cars are 83% of the total Non – HGV person trip rate. Factoring this up to 100% provides the non-HGV person trip rates presented in Table 8.

Table 8: Non – HGV Person Trip Rate (per 100 sqm)

Time Period	IN	OUT	TWO WAY
All Zones			
AM (0800 – 0900)	0.086	0.015	0.101
PM (1700 – 1800)	0.049	0.071	0.120
24hr	1.005	0.990	1.995

- 3.10 Using the data in Table 7 and the Non – HGV person trip rates in Table 8 it is possible to calculate the trip rates for all non-HGV travel modes. These are presented in Table 9.

Table 9: External Non – HGV Multi Modal Person Trip Rates (per 100sqm)

Travel Mode	AM Peak			PM Peak			Daily		
	IN	OUT	TWO WAY	IN	OUT	TWO WAY	IN	OUT	TWO WAY
Train	0.001	0.000	0.001	0.000	0.001	0.001	0.010	0.010	0.020
Bus	0.003	0.000	0.003	0.001	0.002	0.004	0.030	0.030	0.060
Taxi	0.000	0.000	0.000	0.000	0.000	0.000	0.000	0.000	0.000
Motorcycle	0.001	0.000	0.001	0.000	0.001	0.001	0.010	0.010	0.020
Car driver	0.072	0.012	0.084	0.040	0.059	0.099	0.834	0.822	1.656
Car Passenger	0.006	0.001	0.008	0.004	0.005	0.009	0.075	0.074	0.150
Bicycle	0.003	0.001	0.004	0.002	0.003	0.005	0.040	0.040	0.080
Walking	0.000	0.000	0.001	0.000	0.000	0.001	0.005	0.005	0.010

3.11 Using the proposed floor area and the trip rates in Table 10 it is possible to estimate the likely multimodal trip generation of the development, prior to any travel planning intervention. This is presented in Table 10.

Table 10: External Multimodal Trip Generation at WMI

Travel Mode	AM Peak			PM Peak			Daily		
	IN	OUT	TWO WAY	IN	OUT	TWO WAY	IN	OUT	TWO WAY
Train	6	1	7	4	5	9	75	74	148
Bus	19	3	22	11	16	27	224	221	445
Taxi	0	0	0	0	0	0	0	0	0
Motorcycle	6	1	7	4	5	9	75	74	148
Car driver	531	91	622	300	438	738	6197	6108	12304
Car Passenger	48	8	56	27	40	67	560	552	1112
Bicycle	26	4	30	14	21	36	299	294	593
Walking	3	1	4	2	3	4	37	37	74

4 HGV Trip Generation

- 4.1 There are two elements to consider with regards to the HGV trip generation, namely:
- HGV trips relating to the intermodal terminal, which are referred to as intermodal related HGV trips; and
 - HGV trips relating to the proposed B8 warehousing floor space, which are referred to as warehouse related HGV trips within this Technical Note.
- 4.2 This section sets out the methodology for calculating the HGV trip generation, first for the intermodal related HGV trips and second for the warehouse related HGV trips.

HGV Trip Generation – Intermodal Related

- 4.3 The number of proposed daily intermodal rail terminal trains and equivalent HGV loads has been supplied by Intermodality. The WMI proposals are for 10 trains a day, with 41 containers per train. 1 container equals 1 HGV load therefore, the associated volume of HGV loads are shown in Table 11. All the HGV 'loads' presented by Intermodality reflect a container which is moved by a train, either to or from WMI. For the purpose of traffic generation and a robust assessment it is immaterial whether there are actually goods within the containers.

Table 11: Total Daily Intermodal Related Equivalent HGV Loads

Direction	HGV Loads
Inbound	410
Outbound	410
Two Way	820

- 4.4 For HGV movements, it should be noted that not all HGVs arrive and depart with a container and there is an element of back loading, which is an HGV without a container. Generally hauliers seek to reduce the amount of back loading. The HGV loads identified in Table 11 do not make any allowance for back loading.
- 4.5 There have been previous surveys at DIRFT and Hams Hall, another established Rail Freight Interchange, which have been used in the application for East Midlands Gateway, another SRFI proposal, granted planning permission following a DCO application in January 2016. An extract from a Technical Note included as Appendix F of the East Midlands Gateway Transport Assessment is included in Annex G and provides more information on this data.. These surveys identified the number of HGVs entering and leaving the intermodal terminal and also the number of trains and equivalent HGV loads. This resulted in an average back loading factor of 1.34 i.e. every 1 HGV load results in 1.34 HGV trips.
- 4.6 Given that hauliers are always seeking to minimise empty HGV movements it is reasonable to assume that this factor is either still appropriate or less. Consequently this factor has been applied to the loads in Table 11 to provide the number of HGV movements shown in Table 12.

Table 12: Total Daily Intermodal Related HGV Trips

	Inbound	Outbound	Two Way
HGV Loads	410	410	820
Back Loaded HGVs	139	139	278
Total HGVs	549	549	1098

- 4.7 It is possible to establish an hourly flow profile for HGV arrivals and departures at the intermodal terminal using the MCC survey at the entrance to the DIRFT South intermodal terminal, included in Annex C. Applying these hourly proportions to the daily trips in Table 12 results in the AM and PM peak hour HGV trips in Table 13.

Table 13: AM and PM Peak and Daily Intermodal Related HGV Trips

	Inbound	Outbound	Two Way
AM	32	30	63
PM	30	25	55
Daily	549	549	1098

- 4.8 Using the ANPR survey, included in Annex D, data has been extracted on the volume of HGVs entering and exiting the intermodal terminal and the volume of vehicles that travel between the intermodal terminal and the on-site warehousing. It is then possible to establish the proportion of HGV's which accessed the intermodal terminal and also visited warehousing within DIRFT. This is summarised in Table 14 along with the resulting internal percentages.

Table 14: Internal Intermodal HGV Trips

Period	Inbound			Outbound		
	Total HGVs	HGVs Within DIRFT	Percentage Internal	Total HGVs	HGVs Within DIRFT	Percentage Internal
AM Peak	11	6	55%	12	2	17%
PM Peak	10	2	20%	9	3	33%
Daily HGVs	181	51	28.2%	172	58	33.7%

- 4.9 The numbers in Table 13 have therefore been reduced by the internal proportions set out in Table 14, to account for these internal trips and the external trips are presented in Table 15.

Table 15: Total External Intermodal related HGV Trips

	Inbound	Outbound	Two Way
AM Peak	15	25	41
PM Peak	24	17	41
Daily HGVs	395	364	759

- 4.10 If the proposed number of trains serving WMI is revised then the HGV trips in Table 15 will be updated using the same methodology set out above.

HGV Trip Generation - Warehousing

- 4.11 The HGV vehicular trip generation is based on trip rates derived from the 2016 MCC DIRFT surveys at the entrance to each zone.
- 4.12 Using the manual classified count survey at the access to each DIRFT zone and the known floor areas of the warehousing it is possible to calculate HGV trip rates for zones 1, 3, 4 and 5. Before trip rates can be calculated for zones 2 and 6 account needs to be taken of the HGVs generated by the rail terminal in f these zones. Trips to and from the rail terminals need to be removed from the total trips out of these zones in order to accurately calculate the trip rate for the warehousing.
- 4.13 The rail terminal in zone 6 operates independently of the warehouse and none of the containers currently brought in / out by rail to this terminal carry goods to the Sainsbury's warehouse. Therefore all HGV movements associated with the rail terminal, as recorded during the survey, need to be removed from the total HGVs generated by that zone. It is then possible to calculate a trip rate for HGVs associated with the warehousing only using the known floor area.
- 4.1 There is also a rail terminal operated from Zone 2 therefore Zone 2 includes a warehouse and a rail terminal. In order to calculate the HGV trip rates for the warehouse element only, any HGV trips which are exclusively associated with the rail terminal need to be removed from the total trips arriving at / departing from this zone so we are left with only the trips associated with the warehouse.
- 4.2 Not all the trains to the rail terminal in Zone 2 are independent of the warehouse. Some HGVs that go into the rail terminal in Zone 2 either come from or go to the warehouse in Zone 2. These HGVs should not be removed from the total entering / exiting Zone 2 as they form part of the HGV generation for the warehouse. If those HGV's that serve both warehousing and the rail terminal within Zone 2 were removed, this would result in the level of HGV activity being underestimated for the purposes of determining HGV trip generation.
- 4.3 In order to calculate the proportion of HGVs from the Zone 2 rail terminal which interacts with the warehouse in Zone 2, information included in the DIRFT III DCO application has been used. This indicated that 70% of goods arriving at the Zone 2 rail terminal remained within DIRFT. Based on that information the following assumptions have been made to establish the volume of HGVs which should be removed from the total that enter / exit Zone 2.
- 30% of goods arriving at the Zone 2 rail head leave the DIRFT site without any further interaction with the warehousing on site – therefore 30% of HGV arriving / departing from the Zone 2 rail terminal should be removed from the total entering / exiting Zone 2 as they are associated with the rail head only.

- 70% of goods come from / go to warehousing within DIRFT. It is assumed this is to Tesco warehousing either in Zone 2 or elsewhere in DIRFT. This assumption is on the basis that the trains using this rail terminal, attached to the Tesco warehouse, are transporting goods for Tesco..
- Considering floor area, approximately one third of the Tesco warehouse floor area is in Zone 2 with the remainder elsewhere in DIRFT as indicated in Table 3 (In total there are 4 Tesco warehouses on the DIRFT site).
- Assuming the 70% is split approximately according to Tesco warehouse floor area, one third of the 70% will stay in Zone 2. This equates to 23.3% or 24% rounded up for approximation.
- Therefore, based on the above assumptions if 24% of goods arriving at the rail terminal stay within Zone 2, 76% of all goods arriving at / departing from the Zone 2 rail terminal leave Zone 2 without interacting with the warehouse. Therefore 76% of all HGV trips to / from the rail terminal in Zone 2 have been removed from the total entering / exiting Zone 2. This has been undertaken in order to establish the total number of HGV's associated with the warehouse only and therefore disaggregate the HGV trips associated with the rail terminal.

4.4 Table 16 presents the resultant total HGV trips for each zone and the combined trip rates are shown in Table 17.

Table 16: HGV Trips per Zone at DIRFT.

Time Period	Floor Area	Inbound	Outbound	Two Way
Zone 1				
AM (0800 – 0900)	38972	5	8	13
PM (1700 – 1800)	38972	4	7	11
24hr	38972	147	150	297
Zone 2				
AM (0800 – 0900)	76119	26	14	40
PM (1700 – 1800)	76119	14	21	35
24hr	76119	371	360	732
Zone 3				
AM (0800 – 0900)	107905	24	42	66
PM (1700 – 1800)	107905	22	30	53
24hr	107905	529	557	1086
Zone 4				
AM (0800 – 0900)	208426	45	58	103
PM (1700 – 1800)	208426	58	71	129
24hr	208426	1442	1341	2783
Zone 5				
AM (0800 – 0900)	70714	18	12	30
PM (1700 – 1800)	70714	8	12	20
24hr	70714	323	332	655
Zone 6				
AM (0800 – 0900)	92385	22	11	33
PM (1700 – 1800)	92385	8	12	20
24hr	92385	266	262	528
All Zones				
AM (0800 – 0900)	594521	140	145	285
PM (1700 – 1800)	594521	114	153	268

Time Period	Floor Area	Inbound	Outbound	Two Way
24hr	594521	3078	3002	6081

Table 17: Warehouse Related HGV Trip Rates at DIRFT Including Internal Movements (per 100 sqm)

Time Period	IN	OUT	TWO WAY
All Zones			
AM (0800 – 0900)	0.024	0.024	0.048
PM (1700 – 1800)	0.019	0.026	0.045
24hr	0.518	0.505	1.023

- 4.5 A proportion of the HGV trips will originate from or remain on site therefore it is necessary to calculate this in order to accurately calculate the number of HGV trips which impact on the highway network. Using the ANPR survey which was classified into light and heavy vehicles, data has been extracted for the volume of HGVs entering and exiting each zone and the volume of vehicles that travel between zones, including the intermodal terminal, and remain on site. It is then possible to establish the proportion of HGV's which are generated by the warehousing but remain on site. This is set out in more detail below.
- 4.6 Table 18 sets out the total volume of HGV arrivals and departures at each zone from the ANPR survey as well as the volume that travel to or from another zone on site. The percentage internalisation for each zone is then also presented.

Table 18: Proportion of Internal Warehouse Related HGV trips at DIRFT

Zone	Period	Inbound			Outbound		
		Total LVs	LVs Within DIRFT	Percent Internal trips	Total LVs	LVs Within DIRFT	Percent Internal trips
1	AM	5	1	20%	4	2	50%
	PM	6	1	17%	2	2	100%
	Daily	125	41	33%	78	25	32%
2	AM	21	6	29%	13	5	38%
	PM	8	4	50%	11	2	18%
	Daily	289	127	44%	297	141	47%
3	AM	27	8	30%	40	9	23%
	PM	27	6	22%	30	5	17%
	Daily	600	134	22%	531	139	26%

4	AM	23	5	22%	33	9	27%
	PM	47	1	2%	29	1	3%
	Daily	907	134	15%	851	103	12%
5	AM	19	7	37%	8	9	113%
	PM	6	0	0%	8	4	50%
	Daily	265	117	44%	238	136	57%
6	AM	17	6	35%	7	3	43%
	PM	6	2	33%	8	0	0%
	Daily	216	76	35%	211	64	30%
All	AM	112	33	29%	105	37	35%
	PM	100	14	14%	88	14	16%
	Daily	2402	629	26%	2206	608	28%

- 4.7 In order to arrive at the final trip rates for use in generating the WMI external HGV trips the trip rates presented in Table 17 have been reduced by the percentages in Table 18. The resulting external warehouse related HGV DIRFT trip rates are presented in Table 19.

Table 19: External Warehouse Related HGV Trip Rates at DIRFT (per 100 sqm)

Time Period	IN	OUT	TWO WAY
All Zones			
AM (0800 – 0900)	0.017	0.016	0.032
PM (1700 – 1800)	0.017	0.022	0.038
24hr	0.382	0.366	0.748

- 4.8 Applying the proposed GFA results in the Warehouse related external HGV trip generation set out in Table 20.

Table 20: External Warehouse Related HGV Trips at WMI

	Inbound	Outbound	Two Way
AM (0800 – 0900)	124	117	241
PM (1700 – 1800)	123	161	284
24hr	2841	2719	5560

- 4.9 Combining the HGV trips in Table 20 with those predicted for the intermodal terminal in Table 15 results in the total external HGV trip generation presented in Table 21.

Table 21: Total External HGV Trips at WMI

	Inbound	Outbound	Two Way
AM (0800 – 0900)	138	142	282
PM (1700 – 1800)	147	178	325
24hr	3236	3083	6319

5 Summary

- 5.1 Traffic surveys have been carried out at DIRFT near Junction 18 of the M1 in June 2016. These have been used to establish suitable trip rates for the proposed WMI. DIRFT is considered to be the most similar established site to the proposed WMI and is therefore a suitable proxy for trip generation.
- 5.2 The resulting external trip rates for light vehicles and Warehouse related HGVs are presented below in Tables 22 and 23.

Table 22: External Light Vehicle Trip Rates at DIRFT (per 100 sqm)

Time Period	IN	OUT	TWO WAY
All Zones			
AM (0800 – 0900)	0.072	0.012	0.084
PM (1700 – 1800)	0.040	0.059	0.099
24hr	0.834	0.821	1.655

Table 23: External Warehouse Related HGV Trip Rates at DIRFT (per 100 sqm)

Time Period	IN	OUT	TWO WAY
All Zones			
AM (0800 – 0900)	0.017	0.016	0.032
PM (1700 – 1800)	0.017	0.022	0.038
24hr	0.382	0.366	0.748

- 5.3 The intermodal related HGVs are related to the number of trains currently envisaged to serve the rail terminal at the proposed WMI. At this stage it is anticipated 10 trains per day will serve the terminal and this will generate the number of HGVs set out in Table 24.

Table 24: AM and PM Peak External Intermodal Related HGV Trips

	Inbound	Outbound	Two Way
AM (0800 – 0900)	15	25	40
PM (1700 – 1800)	24	17	41
24hr	395	364	759

5.4 Applying these trip rates results in the external vehicle trip generation set out Table 25.

Table 25: Total External WMI Vehicular Trip Generation

	Light Vehicles			HGVs			Total Vehicles		
	IN	OUT	TWO WAY	IN	OUT	TWO WAY	IN	OUT	TWO WAY
AM (0800 – 0900)	531	91	622	138	142	282	670	233	904
PM (1700 – 1800)	300	438	738	147	178	325	446	616	1062
24hr	6197	6108	12304	3236	3083	6319	9432	9191	18624

ANNEX A

Typical DIRFT Intermodal Arrival / Departure Profile

Arr/dep	From	To	Type	Freight Operator
02:02	Mossend	DIRFT	Intermodal	DRS
04:24	Grangemouth	DIRFT	Intermodal	DB Cargo
05:32	Southampton	DIRFT	Intermodal	Freightliner
06:16	DIRFT	Mossend	Intermodal	DRS
06:47	Purfleet	DIRFT	Intermodal	DRS
07:17	Coatbridge	DIRFT	Intermodal	Freightliner
08:20	DIRFT	Wentloog	Intermodal	DRS
12:05	DIRFT	Southampton	Intermodal	Freightliner
12:13	DIRFT	Coatbridge	Intermodal	Freightliner
12:37	DIRFT	Purfleet	Intermodal	DRS
13:25	Dollands Moor	DIRFT	Conventional	DB Cargo
13:32	Coatbridge	DIRFT	Intermodal	Freightliner
14:29	Mossend	DIRFT	Intermodal	DB Cargo
14:47	DIRFT	Dollands Moor	Conventional	DB Cargo
18:39	DIRFT	Coatbridge	Intermodal	Freightliner
19:13	DIRFT	Mossend	Intermodal	DB Cargo
21:58	DIRFT	Grangemouth	Intermodal	DB Cargo
23:41	Wentloog	DIRFT	Intermodal	DRS

ANNEX B



Key

- Intermodal Terminal
- Survey Locations
- Zone Area

Tesco Direct
 Tesco
 NFT
 Royal Mail
 Mothercare
 Ingram
 Micro
 DHL
 DHL
 Optima
 Logistics

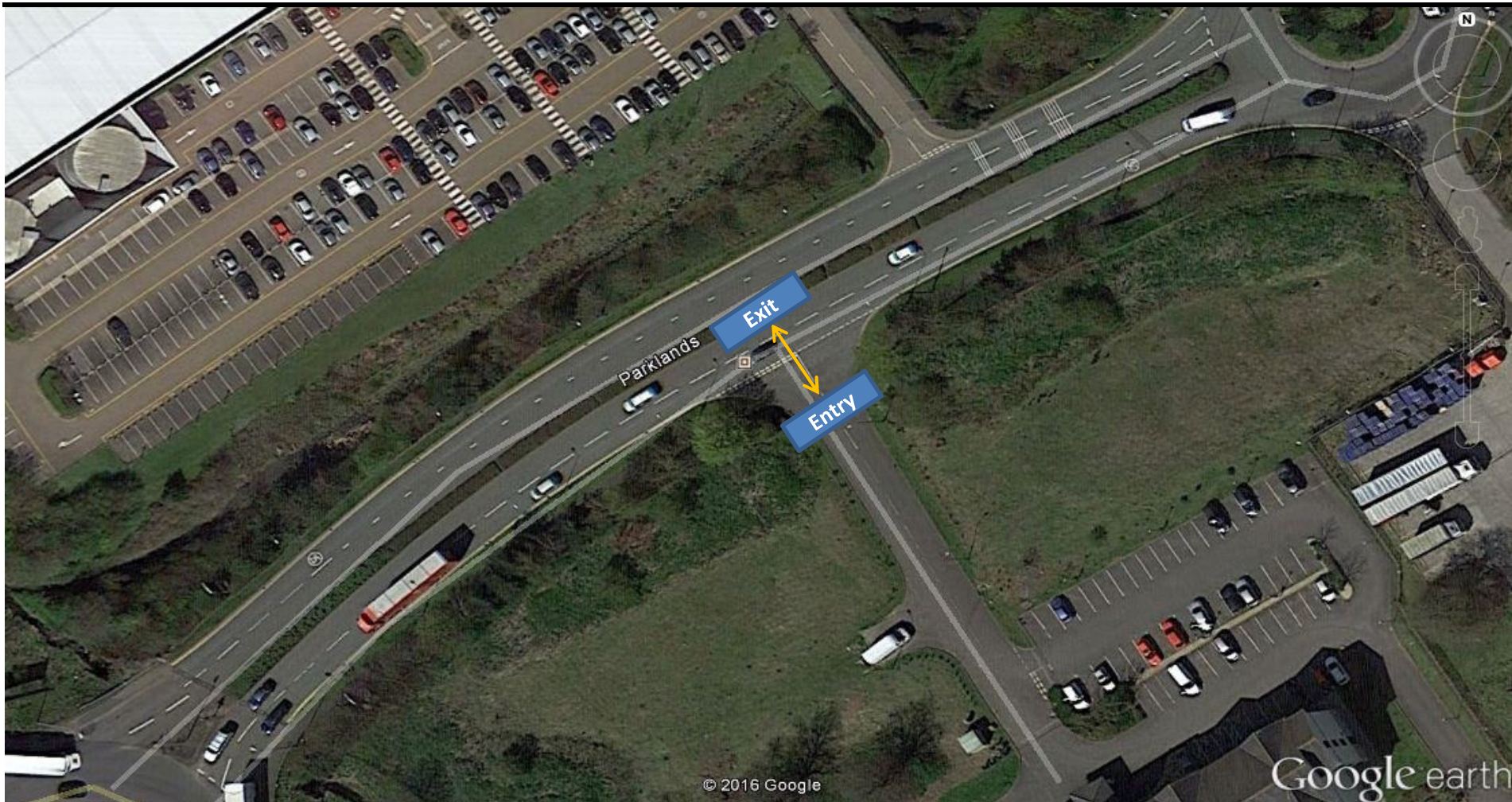
Eddie Stobart
 The Malcolm Group
 DHL

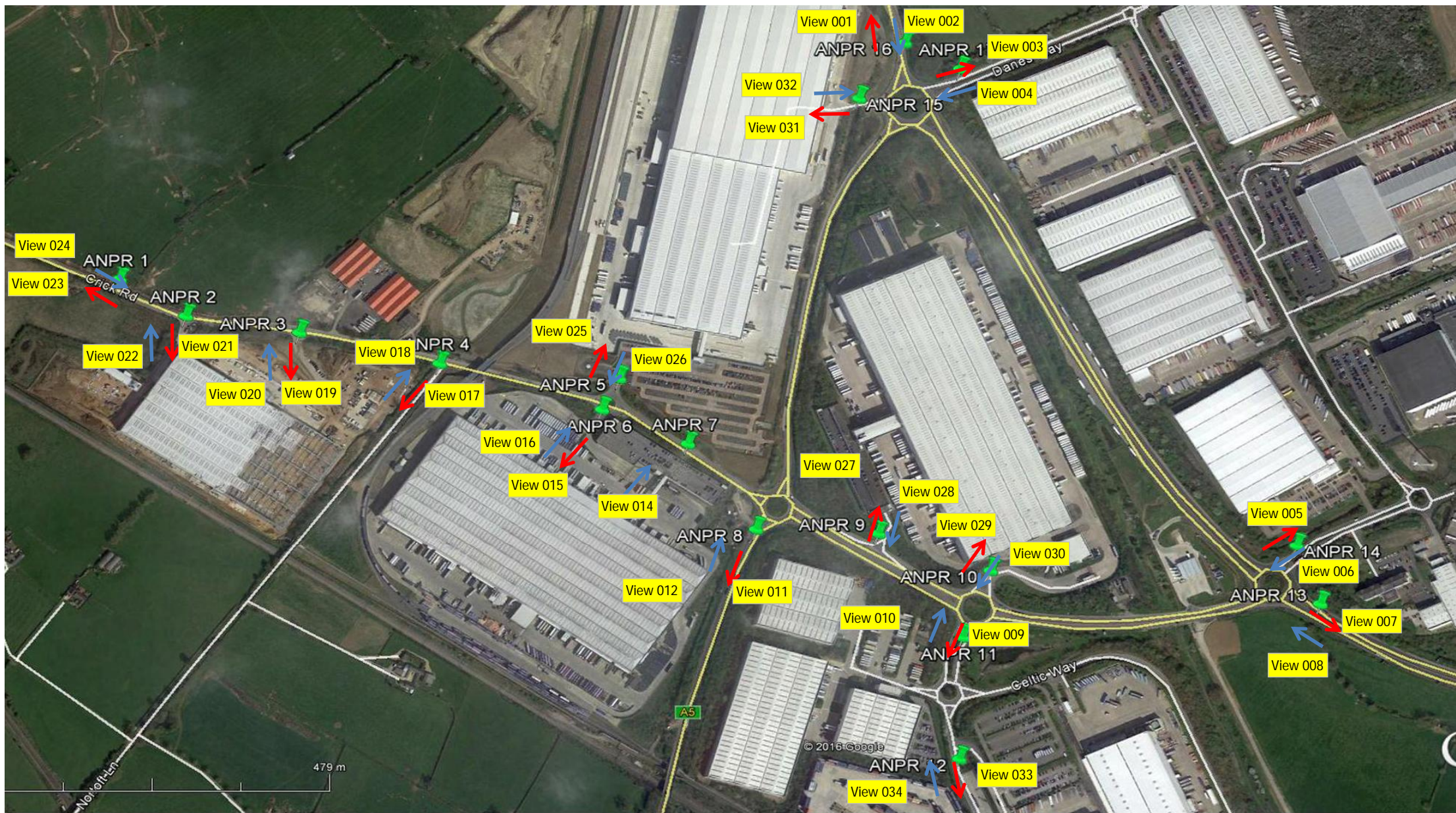
TITLE:
 DIRFT Survey Plan

FIGURE No:
 A1

ANNEX C

Project Number: TSP12754
Project Name: DIRFT Surveys
Survey Type: Manual Classified Traffic Count
Site No: 1
Location: Parklands





Plan for View 001 to View 034

Project Number: TSP12754
 Project Name: DIRFT Surveys
 Survey Type: Manual Classified Traffic Count
 Site No: View 001 to View 034
 Location: DIRFT Surveys
 Date: 22/06/2016 & 23/06/2016



View 001						View 002					
Time	Car/Taxi	Lgv	Hgv	Psv	Total	Time	Car/Taxi	Lgv	Hgv	Psv	Total
06:00	125	4	12		141	06:00	60	10	25		95
06:15	66	8	22		96	06:15	80	9	29		118
06:30	73	6	25		104	06:30	99	15	21		135
06:45	65	16	21		102	06:45	118	18	27		163
07:00	94	8	17		119	07:00	96	21	33		150
07:15	77	8	22		107	07:15	120	29	32	1	182
07:30	79	21	26	1	127	07:30	139	22	36		197
07:45	99	5	23	1	128	07:45	171	24	20		215
08:00	83	6	26	1	116	08:00	130	24	32	1	187
08:15	107	11	14		132	08:15	128	13	17		158
08:30	85	14	17		116	08:30	140	31	36		207
08:45	68	17	18	1	104	08:45	122	23	33		178
09:00	73	9	21	1	104	09:00	87	14	22		123
09:15	65	5	22		92	09:15	65	21	31		117
09:30	53	10	24	2	89	09:30	61	19	25		105
09:45	58	10	19	3	90	09:45	58	14	28		100
10:00	42	19	30		91	10:00	40	13	13		66
10:15	50	10	32	1	93	10:15	33	8	30		71
10:30	42	9	32		83	10:30	38	17	27	1	83
10:45	57	22	27		106	10:45	41	17	27		85
11:00	46	13	30		89	11:00	35	12	20		67
11:15	38	18	19		75	11:15	34	11	29		74
11:30	48	21	42		111	11:30	44	17	21		82
11:45	47	9	22		78	11:45	51	6	21		78
12:00	57	17	38		112	12:00	52	13	24		89
12:15	59	15	32		106	12:15	48	10	16		74
12:30	62	17	40		119	12:30	40	9	21		70
12:45	45	19	35		99	12:45	50	15	19		84
13:00	61	12	29		102	13:00	47	10	24		81
13:15	64	13	29		106	13:15	59	10	16		85
13:30	65	24	24		113	13:30	78	6	22		106
13:45	71	18	35		124	13:45	83	14	24		121
14:00	151	19	29		199	14:00	56	10	19		85
14:15	99	16	30		145	14:15	55	7	14	2	78
14:30	81	15	33		129	14:30	59	11	19		89
14:45	76	22	34		132	14:45	67	13	24	1	105
15:00	108	19	25		152	15:00	62	10	26		98
15:15	86	20	26		132	15:15	51	10	14	1	76
15:30	79	23	24		126	15:30	61	13	21		95
15:45	92	19	25		136	15:45	69	20	17	1	107
16:00	135	30	37		202	16:00	87	11	18	2	118
16:15	108	27	17		152	16:15	77	12	16	1	106
16:30	123	21	33		177	16:30	99	13	19	1	132
16:45	130	15	20		165	16:45	76	8	15		99
17:00	157	26	26		209	17:00	101	11	15		127
17:15	152	17	23		192	17:15	97	9	6		112
17:30	144	13	35	1	193	17:30	123	6	11		140
17:45	163	15	22		200	17:45	102	7	13		122
18:00	177	10	22		209	18:00	99	9			108

View 001						View 002					
Time	Car/Taxi	Lgv	Hgv	Psv	Total	Time	Car/Taxi	Lgv	Hgv	Psv	Total
18:15	101	6	17		124	18:15	73	8	5		86
18:30	91	7	23		121	18:30	75		12		87
18:45	63	11	22		96	18:45	60	2	11		73
19:00	74	5	16		95	19:00	67	4	15		86
19:15	48	4	19		71	19:15	44	1	15		60
19:30	59	7	21		87	19:30	47	3	15		65
19:45	38	5	19		62	19:45	54		7		61
20:00	29	3	18		50	20:00	26	2	19		47
20:15	29	3	27		59	20:15	21	3	12		36
20:30	33	4	20		57	20:30	26		13		39
20:45	27	2	17		46	20:45	38	2	18		58
21:00	39	1	15		55	21:00	21	3	11		35
21:15	28	6	18	1	53	21:15	54	1	6		61
21:30	22	1	22		45	21:30	71		25		96
21:45	26		20		46	21:45	88		34		122
22:00	81		7		88	22:00	68		50		118
22:15	45		7		52	22:15	64		56		120
22:30	23		15		38	22:30	67		46		113
22:45	18		15	1	34	22:45	70		48		118
23:00	31		10		41	23:00	41		29		70
23:15	18		22		40	23:15	53		47		100
23:30	16		10		26	23:30	36		32		68
23:45	21		16		37	23:45	27	2	55	1	85
00:00	13		9		22	00:00	35	2	56	2	95
00:15	13		7		20	00:15	21		59		80
00:30	11		10		21	00:30	24	3	55		82
00:45	11		12		23	00:45	29		40		69
01:00	14		14		28	01:00	17		39		56
01:15	14		11		25	01:15	18		43		61
01:30	9		24		33	01:30	20		57		77
01:45	21		4		25	01:45	16		54		70
02:00	25	1	8		34	02:00	10		55		65
02:15	13		4		17	02:15	19		43		62
02:30	14		3		17	02:30	15		47		62
02:45	19		2		21	02:45	12		70		82
03:00	9		7		16	03:00	9		60		69
03:15	15		2		17	03:15	26	1	78		105
03:30	11		4		15	03:30	16	1	59		76
03:45	12		5		17	03:45	28		63		91
04:00	18		4		22	04:00	21		87		108
04:15	16	1	8		25	04:15	22	1	81		104
04:30	15		1		16	04:30	41		44		85
04:45	10	1	8		19	04:45	47	1	23		71
05:00	14	1	12		27	05:00	34	6	38	1	79
05:15	24	1	14		39	05:15	52	9	29		90
05:30	37	4	8		49	05:30	102	4	36		142
05:45	55	6	9		70	05:45	138	3	39		180
Total	5558	821	1872	14	8265	12:00	5751	737	2904	16	9408

Project Number: TSP12754
 Project Name: DIRFT Surveys
 Survey Type: Manual Classified Traffic Count
 Site No: View 001 to View 034
 Location: DIRFT Surveys
 Date: 22/06/2016 & 23/06/2016



View 003						View 004					
Time	Car/Taxi	Lgv	Hgv	Psv	Total	Time	Car/Taxi	Lgv	Hgv	Psv	Total
06:00	6	0	6	0	12	06:00	39	0	1	1	41
06:15	5	0	2	0	7	06:15	8	1	0	0	9
06:30	14	1	2	1	18	06:30	8	1	4	0	13
06:45	10	0	4	1	15	06:45	4	0	5	1	10
07:00	9	2	1	0	12	07:00	14	0	5	0	19
07:15	9	2	1	0	12	07:15	3	1	3	0	7
07:30	12	1	3	0	16	07:30	2	3	4	0	9
07:45	22	1	2	0	25	07:45	5	0	1	1	7
08:00	7	1	3	0	11	08:00	10	0	5	0	15
08:15	7	0	1	0	8	08:15	1	0	1	0	2
08:30	16	0	3	0	19	08:30	4	1	6	0	11
08:45	25	0	6	1	32	08:45	1	0	3	0	4
09:00	11	1	5	0	17	09:00	3	0	3	0	6
09:15	2	2	6	0	10	09:15	2	1	7	1	11
09:30	11	1	1	0	13	09:30	7	0	2	0	9
09:45	13	2	8	0	23	09:45	3	2	4	0	9
10:00	2	0	2	0	4	10:00	4	0	5	0	9
10:15	7	2	3	0	12	10:15	3	0	5	0	8
10:30	3	4	11	0	18	10:30	4	2	4	0	10
10:45	4	0	4	0	8	10:45	2	5	8	0	15
11:00	3	1	6	0	10	11:00	6	6	5	0	17
11:15	3	0	5	0	8	11:15	1	0	10	0	11
11:30	4	4	4	0	12	11:30	3	3	5	0	11
11:45	7	1	2	0	10	11:45	1	1	4	0	6
12:00	2	0	8	0	10	12:00	10	1	8	0	19
12:15	2	1	0	0	3	12:15	7	3	5	0	15
12:30	9	2	4	1	16	12:30	10	0	6	1	17
12:45	7	1	4	0	12	12:45	3	2	6	0	11
13:00	7	1	5	1	14	13:00	5	0	8	0	13
13:15	5	0	4	0	9	13:15	2	1	6	1	10
13:30	15	0	2	1	18	13:30	10	1	4	1	16
13:45	26	1	3	0	30	13:45	10	4	3	0	17
14:00	9	1	3	0	13	14:00	62	0	2	0	64
14:15	5	1	0	1	7	14:15	12	1	2	0	15
14:30	4	0	3	0	7	14:30	9	1	2	0	12
14:45	2	0	4	0	6	14:45	10	0	8	0	18
15:00	6	0	3	0	9	15:00	5	0	3	0	8
15:15	7	0	0	1	8	15:15	11	1	4	0	16
15:30	6	1	5	0	12	15:30	6	0	4	0	10
15:45	10	3	5	0	18	15:45	6	0	4	0	10
16:00	7	3	7	0	17	16:00	23	5	5	0	33
16:15	0	0	4	0	4	16:15	14	1	5	0	20
16:30	12	0	1	0	13	16:30	17	1	4	1	23
16:45	4	1	4	0	9	16:45	14	1	0	0	15
17:00	8	0	4	0	12	17:00	20	0	2	0	22
17:15	6	0	4	1	11	17:15	12	1	6	1	20
17:30	25	0	2	1	28	17:30	8	0	2	0	10
17:45	14	0	2	1	17	17:45	8	0	6	1	15
18:00	7	0	2	0	9	18:00	44	1	3	0	48

View 003						View 004					
Time	Car/Taxi	Lgv	Hgv	Psv	Total	Time	Car/Taxi	Lgv	Hgv	Psv	Total
18:15	3	1	0	1	5	18:15	10	0	2	1	13
18:30	3	0	2	1	6	18:30	3	0	5	0	8
18:45	6	0	1	0	7	18:45	6	0	4	1	11
19:00	5	0	6	0	11	19:00	5	0	4	0	9
19:15	3	1	4	0	8	19:15	4	1	4	0	9
19:30	2	1	5	0	8	19:30	5	0	3	1	9
19:45	5	0	0	0	5	19:45	1	1	5	0	7
20:00	1	1	5	0	7	20:00	7	0	3	0	10
20:15	2	0	6	0	8	20:15	3	0	9	0	12
20:30	1	1	3	0	5	20:30	4	0	5	0	9
20:45	10	0	7	0	17	20:45	8	0	1	0	9
21:00	5	1	1	0	7	21:00	11	0	5	0	16
21:15	5	1	1	0	7	21:15	4	0	2	0	6
21:30	12	0	5	0	17	21:30	3	0	6	0	9
21:45	13	0	5	0	18	21:45	6	0	7	0	13
22:00	4	0	5	0	9	22:00	34	0	2	0	36
22:15	7	0	7	0	14	22:15	7	0	4	0	11
22:30	5	0	9	0	14	22:30	6	0	4	0	10
22:45	8	0	5	0	13	22:45	8	0	0	0	8
23:00	11	0	6	0	17	23:00	4	0	6	0	10
23:15	3	0	8	0	11	23:15	3	0	4	0	7
23:30	6	0	3	0	9	23:30	2	0	0	0	2
23:45	5	0	7	0	12	23:45	9	0	3	0	12
00:00	3	1	5	0	9	00:00	11	0	2	0	13
00:15	4	0	5	0	9	00:15	5	0	0	0	5
00:30	1	0	10	0	11	00:30	5	0	3	0	8
00:45	1	1	3	0	5	00:45	8	0	5	0	13
01:00	2	0	8	0	10	01:00	12	0	9	0	21
01:15	3	0	2	0	5	01:15	8	0	2	0	10
01:30	1	0	3	0	4	01:30	9	0	5	0	14
01:45	4	0	3	0	7	01:45	10	0	5	0	15
02:00	4	1	0	0	5	02:00	15	0	3	0	18
02:15	5	0	1	0	6	02:15	3	0	3	0	6
02:30	2	0	0	0	2	02:30	5	0	3	0	8
02:45	4	0	3	0	7	02:45	3	0	3	0	6
03:00	1	0	2	0	3	03:00	1	0	3	0	4
03:15	2	0	4	0	6	03:15	2	0	0	0	2
03:30	1	0	2	0	3	03:30	2	0	2	0	4
03:45	4	0	3	0	7	03:45	2	0	1	0	3
04:00	4	0	1	0	5	04:00	3	0	2	0	5
04:15	3	0	2	0	5	04:15	3	0	4	0	7
04:30	4	0	0	0	4	04:30	2	0	3	0	5
04:45	8	0	0	0	8	04:45	2	0	3	0	5
05:00	7	1	5	0	13	05:00	4	0	6	0	10
05:15	16	1	1	0	18	05:15	3	0	3	0	6
05:30	35	0	4	1	40	05:30	5	0	3	0	8
05:45	61	0	1	1	63	05:45	16	0	1	0	17
Total	722	54	343	15	1134	12:00	768	54	370	13	1205

Project Number: TSP12754
 Project Name: DIRFT Surveys
 Survey Type: Manual Classified Traffic Count
 Site No: View 001 to View 034
 Location: DIRFT Surveys
 Date: 22/06/2016 & 23/06/2016



View 005						View 006					
Time	Car/Taxi	Lgv	Hgv	Psv	Total	Time	Car/Taxi	Lgv	Hgv	Psv	Total
06:00	22	2	11	2	37	06:00	53	0	5	1	59
06:15	32	3	7	0	42	06:15	15	2	3	0	20
06:30	53	2	11	1	67	06:30	14	6	12	1	33
06:45	44	4	9	0	57	06:45	10	5	8	1	24
07:00	17	4	3	0	24	07:00	53	4	8	0	65
07:15	33	1	10	0	44	07:15	16	1	4	0	21
07:30	35	3	14	0	52	07:30	17	2	5	0	24
07:45	45	4	6	1	56	07:45	10	5	9	1	25
08:00	36	4	5	0	45	08:00	15	0	14	0	29
08:15	38	2	7	0	47	08:15	11	2	8	0	21
08:30	42	3	10	0	55	08:30	10	3	10	0	23
08:45	46	2	10	0	58	08:45	12	5	11	1	29
09:00	26	1	7	0	34	09:00	9	3	5	0	17
09:15	20	1	7	1	29	09:15	6	1	5	0	12
09:30	36	3	8	0	47	09:30	7	2	10	0	19
09:45	27	8	12	0	47	09:45	18	4	8	0	30
10:00	12	3	7	0	22	10:00	13	2	18	0	33
10:15	18	6	9	0	33	10:15	7	6	9	0	22
10:30	9	5	11	0	25	10:30	5	4	10	1	20
10:45	8	3	14	0	25	10:45	6	0	11	0	17
11:00	14	1	14	0	29	11:00	13	5	15	0	33
11:15	18	2	18	0	38	11:15	8	5	12	0	25
11:30	11	3	9	0	23	11:30	10	3	11	0	24
11:45	28	4	15	0	47	11:45	13	5	13	0	31
12:00	19	0	22	0	41	12:00	13	4	13	0	30
12:15	19	3	12	0	34	12:15	8	4	12	0	24
12:30	13	2	17	0	32	12:30	18	1	10	1	30
12:45	24	7	15	0	46	12:45	13	4	29	0	46
13:00	13	3	20	0	36	13:00	21	4	14	1	40
13:15	38	1	13	1	53	13:15	16	1	18	0	35
13:30	67	4	9	1	81	13:30	13	2	12	1	28
13:45	58	2	13	0	73	13:45	29	3	10	0	42
14:00	19	5	14	0	38	14:00	73	5	12	0	90
14:15	11	5	20	0	36	14:15	26	6	17	1	50
14:30	10	3	18	0	31	14:30	23	4	17	0	44
14:45	12	1	21	0	34	14:45	14	1	10	0	25
15:00	13	0	19	0	32	15:00	49	0	5	0	54
15:15	18	2	21	0	41	15:15	20	0	25	0	45
15:30	12	3	25	0	40	15:30	23	3	22	0	48
15:45	20	1	13	0	34	15:45	33	4	13	0	50
16:00	15	2	16	0	33	16:00	65	3	25	0	93
16:15	13	5	20	0	38	16:15	34	7	17	0	58
16:30	10	2	17	0	29	16:30	23	2	9	0	34
16:45	10	1	20	0	31	16:45	24	2	14	0	40
17:00	10	0	16	0	26	17:00	36	2	15	0	53
17:15	26	3	12	1	42	17:15	26	1	13	1	41
17:30	42	1	9	0	52	17:30	33	1	6	1	41
17:45	41	5	9	1	56	17:45	34	1	21	1	57
18:00	17	0	10	0	27	18:00	72	4	15	0	91

View 005						View 006					
Time	Car/Taxi	Lgv	Hgv	Psv	Total	Time	Car/Taxi	Lgv	Hgv	Psv	Total
18:15	31	1	14	1	47	18:15	22	0	13	1	36
18:30	27	3	15	0	45	18:30	18	1	12	1	32
18:45	17	1	12	1	31	18:45	10	2	19	0	31
19:00	9	2	6	0	17	19:00	26	0	10	0	36
19:15	8	1	9	0	18	19:15	11	2	11	0	24
19:30	15	4	22	1	42	19:30	6	0	13	0	19
19:45	10	0	12	0	22	19:45	9	1	11	0	21
20:00	2	3	10	0	15	20:00	15	0	13	0	28
20:15	7	1	16	1	25	20:15	13	1	12	0	26
20:30	17	1	12	0	30	20:30	5	0	9	0	14
20:45	6	0	9	1	16	20:45	13	0	10	1	24
21:00	4	0	18	2	24	21:00	15	0	7	0	22
21:15	8	0	10	0	18	21:15	6	1	5	0	12
21:30	20	0	13	0	33	21:30	12	0	6	0	18
21:45	21	1	13	0	35	21:45	15	0	13	0	28
22:00	12	0	13	0	25	22:00	77	0	6	0	83
22:15	12	0	19	0	31	22:15	21	0	6	0	27
22:30	11	0	8	0	19	22:30	16	0	10	0	26
22:45	9	0	17	0	26	22:45	8	0	10	0	18
23:00	11	0	11	0	22	23:00	20	0	10	0	30
23:15	5	0	9	1	15	23:15	13	0	11	0	24
23:30	7	0	19	0	26	23:30	11	0	13	0	24
23:45	5	2	17	0	24	23:45	9	0	13	0	22
00:00	2	0	13	0	15	00:00	4	0	4	0	8
00:15	2	0	15	0	17	00:15	6	0	8	0	14
00:30	1	0	4	0	5	00:30	14	0	10	0	24
00:45	3	0	7	0	10	00:45	14	0	3	0	17
01:00	4	0	6	0	10	01:00	18	0	6	0	24
01:15	4	0	4	0	8	01:15	27	0	3	0	30
01:30	3	0	9	0	12	01:30	6	1	8	0	15
01:45	3	0	5	0	8	01:45	30	0	8	0	38
02:00	4	0	2	0	6	02:00	58	0	6	0	64
02:15	3	0	6	0	9	02:15	9	0	1	0	10
02:30	0	0	6	0	6	02:30	6	0	0	0	6
02:45	3	0	8	0	11	02:45	7	0	9	0	16
03:00	1	0	3	0	4	03:00	11	0	4	0	15
03:15	3	0	8	0	11	03:15	7	0	2	0	9
03:30	6	0	11	0	17	03:30	5	0	4	0	9
03:45	9	0	5	0	14	03:45	5	0	7	0	12
04:00	4	0	6	0	10	04:00	10	0	3	0	13
04:15	4	0	1	0	5	04:15	5	0	6	0	11
04:30	15	0	4	0	19	04:30	11	0	3	0	14
04:45	14	2	6	0	22	04:45	6	0	7	0	13
05:00	7	0	8	0	15	05:00	8	0	5	0	13
05:15	17	1	8	0	26	05:15	10	2	10	0	22
05:30	67	1	11	1	80	05:30	16	1	10	0	27
05:45	102	0	9	0	111	05:45	36	0	7	3	46
Total	1775	159	1104	18	3056	12:00	1790	156	975	19	2940

Project Number: TSP12754
 Project Name: DIRFT Surveys
 Survey Type: Manual Classified Traffic Count
 Site No: View 001 to View 034
 Location: DIRFT Surveys
 Date: 22/06/2016 & 23/06/2016



View 007						View 008					
Time	Car/Taxi	Lgv	Hgv	Psv	Total	Time	Car/Taxi	Lgv	Hgv	Psv	Total
06:00	134	14	31	0	179	06:00	95	5	24	2	126
06:15	85	29	23	0	137	06:15	83	6	35	0	124
06:30	88	33	40	0	161	06:30	119	13	41	0	173
06:45	121	35	34	1	191	06:45	139	26	29	1	195
07:00	167	30	40	0	237	07:00	124	26	33	0	183
07:15	165	23	47	2	237	07:15	141	30	46	0	217
07:30	183	34	32	1	250	07:30	158	25	36	0	219
07:45	215	33	45	0	293	07:45	190	30	44	4	268
08:00	178	23	45	1	247	08:00	234	27	42	3	306
08:15	165	13	31	0	209	08:15	215	23	26	2	266
08:30	165	25	36	0	226	08:30	191	40	33	4	268
08:45	127	20	42	1	190	08:45	163	24	46	0	233
09:00	110	17	42	0	169	09:00	147	31	42	1	221
09:15	82	24	53	0	159	09:15	108	23	42	0	173
09:30	76	25	39	2	142	09:30	139	28	38	0	205
09:45	70	23	47	0	140	09:45	93	17	49	4	163
10:00	64	20	44	0	128	10:00	76	39	29	0	144
10:15	65	15	39	0	119	10:15	70	14	45	0	129
10:30	62	23	40	2	127	10:30	65	25	42	0	132
10:45	57	24	44	0	125	10:45	73	30	37	1	141
11:00	75	20	50	0	145	11:00	83	16	51	0	150
11:15	63	23	51	1	138	11:15	75	30	43	0	148
11:30	71	20	43	2	136	11:30	78	21	36	0	135
11:45	72	25	42	1	140	11:45	86	23	37	0	146
12:00	91	20	36	0	147	12:00	74	19	46	0	139
12:15	82	16	43	0	141	12:15	80	23	47	4	154
12:30	68	19	42	1	130	12:30	78	20	54	0	152
12:45	85	13	54	0	152	12:45	79	23	49	0	151
13:00	88	23	50	0	161	13:00	69	15	47	0	131
13:15	80	18	34	0	132	13:15	114	12	44	0	170
13:30	99	17	45	1	162	13:30	166	20	42	1	229
13:45	85	16	50	0	151	13:45	132	22	43	0	197
14:00	165	12	41	0	218	14:00	134	19	45	0	198
14:15	126	19	40	2	187	14:15	90	19	54	0	163
14:30	89	17	44	1	151	14:30	103	27	39	1	170
14:45	119	26	41	1	187	14:45	77	22	62	2	163
15:00	142	29	44	0	215	15:00	95	21	46	0	162
15:15	132	16	53	0	201	15:15	96	20	42	1	159
15:30	100	22	50	2	174	15:30	106	25	57	2	190
15:45	149	23	45	0	217	15:45	118	21	49	1	189
16:00	199	45	50	2	296	16:00	112	24	51	0	187
16:15	172	32	35	1	240	16:15	128	31	51	0	210
16:30	179	31	49	1	260	16:30	142	29	48	1	220
16:45	155	21	44	0	220	16:45	136	17	43	2	198
17:00	138	17	43	0	198	17:00	210	22	36	0	268
17:15	197	20	44	0	261	17:15	177	19	45	0	241
17:30	213	20	33	1	267	17:30	193	15	34	1	243
17:45	166	9	46	0	221	17:45	220	21	43	1	285
18:00	179	14	41	0	234	18:00	191	12	33	1	237

View 007						View 008					
Time	Car/Taxi	Lgv	Hgv	Psv	Total	Time	Car/Taxi	Lgv	Hgv	Psv	Total
18:15	123	14	32	1	170	18:15	151	9	34	0	194
18:30	104	12	29	2	147	18:30	126	8	32	2	168
18:45	106	6	37	0	149	18:45	101	7	39	1	148
19:00	107	7	37	0	151	19:00	106	5	35	2	148
19:15	69	6	28	0	103	19:15	96	6	36	0	138
19:30	46	4	27	0	77	19:30	93	3	43	2	141
19:45	69	6	26	0	101	19:45	67	3	35	1	106
20:00	55	4	32	0	91	20:00	51	6	29	0	86
20:15	41	4	31	0	76	20:15	40	9	41	0	90
20:30	46	3	32	0	81	20:30	69	1	37	0	107
20:45	52	5	22	2	81	20:45	32	3	20	0	55
21:00	31	3	29	0	63	21:00	50	5	32	2	89
21:15	39	1	32	0	72	21:15	54	3	28	0	85
21:30	59	4	31	0	94	21:30	78	0	20	0	98
21:45	84	5	45	0	134	21:45	48	0	23	0	71
22:00	145	10	49	0	204	22:00	65	0	23	0	88
22:15	86	13	44	0	143	22:15	43	1	33	0	77
22:30	81	6	49	0	136	22:30	47	0	24	0	71
22:45	68	5	40	0	113	22:45	22	1	21	0	44
23:00	55	5	46	0	106	23:00	25	2	16	0	43
23:15	51	6	54	0	111	23:15	22	1	22	0	45
23:30	55	6	53	0	114	23:30	27	1	18	0	46
23:45	43	5	50	0	98	23:45	20	2	19	0	41
00:00	55	4	54	0	113	00:00	25	1	15	2	43
00:15	50	8	44	0	102	00:15	21	1	17	1	40
00:30	51	5	46	0	102	00:30	10	0	10	1	21
00:45	35	2	41	0	78	00:45	16	0	12	1	29
01:00	37	4	44	0	85	01:00	19	0	16	2	37
01:15	39	3	51	0	93	01:15	23	2	15	0	40
01:30	46	3	41	0	90	01:30	11	1	15	1	28
01:45	43	5	46	0	94	01:45	15	0	14	0	29
02:00	72	5	41	0	118	02:00	20	2	11	0	33
02:15	30	3	48	0	81	02:15	15	0	13	0	28
02:30	29	7	32	0	68	02:30	14	1	7	0	22
02:45	30	5	67	0	102	02:45	21	0	13	0	34
03:00	24	1	57	0	82	03:00	8	0	8	0	16
03:15	32	8	66	0	106	03:15	10	0	9	0	19
03:30	28	6	52	0	86	03:30	13	1	11	1	26
03:45	39	8	49	0	96	03:45	17	0	7	0	24
04:00	47	8	62	0	117	04:00	12	0	13	0	25
04:15	32	3	71	0	106	04:15	13	0	8	0	21
04:30	44	12	63	0	119	04:30	18	0	6	0	24
04:45	39	5	35	0	79	04:45	15	1	13	1	30
05:00	35	10	40	1	86	05:00	19	0	20	0	39
05:15	55	5	47	0	107	05:15	50	1	24	0	75
05:30	72	8	37	0	117	05:30	131	11	25	3	170
05:45	83	4	43	2	132	05:45	133	10	26	1	170
Total	8620	1358	4109	35	14122	12:00	8147	1198	3064	64	12473

Project Number: TSP12754
 Project Name: DIRFT Surveys
 Survey Type: Manual Classified Traffic Count
 Site No: View 001 to View 034
 Location: DIRFT Surveys
 Date: 22/06/2016 & 23/06/2016



View 009						View 010					
Time	Car/Taxi	Lgv	Hgv	Psv	Total	Time	Car/Taxi	Lgv	Hgv	Psv	Total
06:00	16	0	9	1	26	06:00	47	1	5	1	54
06:15	13	2	8	2	25	06:15	9	1	3	2	15
06:30	14	3	12	1	30	06:30	10	2	8	3	23
06:45	15	1	14	1	31	06:45	6	3	12	1	22
07:00	9	0	9	0	18	07:00	7	1	5	0	13
07:15	16	2	9	2	29	07:15	2	4	10	0	16
07:30	19	1	7	2	29	07:30	2	2	11	2	17
07:45	48	4	8	2	62	07:45	4	2	8	3	17
08:00	14	4	9	2	29	08:00	2	2	12	2	18
08:15	26	3	9	1	39	08:15	11	1	12	1	25
08:30	41	8	6	1	56	08:30	4	2	14	1	21
08:45	33	4	10	0	47	08:45	4	3	13	0	20
09:00	10	0	12	0	22	09:00	5	2	9	0	16
09:15	10	4	9	0	23	09:15	2	3	5	1	11
09:30	13	1	11	2	27	09:30	2	5	14	3	24
09:45	11	7	10	2	30	09:45	4	8	6	2	20
10:00	3	3	15	1	22	10:00	4	4	9	1	18
10:15	7	1	9	2	19	10:15	6	2	9	1	18
10:30	5	1	6	0	12	10:30	1	5	7	2	15
10:45	7	2	13	2	24	10:45	3	1	11	2	17
11:00	1	1	12	1	15	11:00	10	0	7	0	17
11:15	2	3	6	2	13	11:15	2	1	13	2	18
11:30	8	1	12	3	24	11:30	2	4	11	4	21
11:45	7	5	12	2	26	11:45	5	5	12	1	23
12:00	5	4	13	0	22	12:00	15	7	10	0	32
12:15	5	2	15	2	24	12:15	11	3	10	2	26
12:30	9	4	12	1	26	12:30	8	4	20	0	32
12:45	7	4	12	1	24	12:45	7	6	8	2	23
13:00	11	3	6	0	20	13:00	7	3	14	0	24
13:15	18	1	14	2	35	13:15	5	2	6	2	15
13:30	31	3	10	1	45	13:30	7	4	9	1	21
13:45	19	4	7	1	31	13:45	5	1	13	1	20
14:00	14	1	13	0	28	14:00	64	2	18	0	84
14:15	6	5	14	2	27	14:15	17	2	11	2	32
14:30	5	3	6	2	16	14:30	8	4	10	2	24
14:45	6	2	14	1	23	14:45	16	2	13	2	33
15:00	1	1	18	0	20	15:00	16	6	12	0	34
15:15	5	8	3	2	18	15:15	9	1	15	3	28
15:30	6	4	13	1	24	15:30	7	4	11	2	24
15:45	5	2	13	2	22	15:45	9	0	13	2	24
16:00	3	6	8	0	17	16:00	44	8	10	0	62
16:15	4	1	7	1	13	16:15	11	1	9	2	23
16:30	4	1	10	2	17	16:30	15	0	16	3	34
16:45	7	0	6	0	13	16:45	13	2	8	2	25
17:00	4	0	12	0	16	17:00	46	3	9	0	58
17:15	7	1	6	0	14	17:15	10	1	13	2	26
17:30	17	1	5	0	23	17:30	23	2	6	0	31
17:45	10	0	8	2	20	17:45	19	1	10	2	32
18:00	4	8	1	1	14	18:00	59	1	12	0	72

View 009						View 010					
Time	Car/Taxi	Lgv	Hgv	Psv	Total	Time	Car/Taxi	Lgv	Hgv	Psv	Total
18:15	3	11	3	1	18	18:15	12	1	6	3	22
18:30	3	1	6	1	11	18:30	10	3	8	1	22
18:45	4	0	8	1	13	18:45	6	0	6	1	13
19:00	0	0	11	0	11	19:00	8	0	7	0	15
19:15	0	0	5	1	6	19:15	0	1	4	1	6
19:30	1	0	5	1	7	19:30	2	0	10	1	13
19:45	3	0	5	0	8	19:45	1	0	10	0	11
20:00	2	1	4	0	7	20:00	4	1	6	0	11
20:15	0	0	5	0	5	20:15	0	0	4	0	4
20:30	1	0	9	0	10	20:30	1	0	7	0	8
20:45	2	0	3	0	5	20:45	2	0	6	0	8
21:00	4	0	8	1	13	21:00	5	0	7	1	13
21:15	6	1	5	0	12	21:15	1	0	11	0	12
21:30	7	1	4	0	12	21:30	2	0	6	2	10
21:45	9	1	1	0	11	21:45	3	0	7	0	10
22:00	9	1	3	1	14	22:00	55	2	2	1	60
22:15	10	0	4	1	15	22:15	5	0	1	1	7
22:30	4	1	1	0	6	22:30	9	1	1	0	11
22:45	0	0	3	0	3	22:45	1	0	4	0	5
23:00	0	0	3	0	3	23:00	2	0	3	0	5
23:15	1	1	4	1	7	23:15	2	0	5	2	9
23:30	0	1	5	0	6	23:30	2	0	3	0	5
23:45	0	0	5	0	5	23:45	1	0	6	0	7
00:00	0	0	5	0	5	00:00	10	0	3	0	13
00:15	0	2	5	0	7	00:15	1	0	2	0	3
00:30	0	0	3	0	3	00:30	2	0	2	0	4
00:45	0	1	8	0	9	00:45	1	0	2	0	3
01:00	0	0	7	0	7	01:00	0	0	0	0	0
01:15	0	1	8	0	9	01:15	0	0	6	0	6
01:30	0	0	3	0	3	01:30	1	0	3	0	4
01:45	2	0	4	0	6	01:45	0	0	6	0	6
02:00	1	1	4	0	6	02:00	2	1	6	1	10
02:15	1	1	0	0	2	02:15	1	0	2	0	3
02:30	2	1	0	0	3	02:30	0	0	3	0	3
02:45	1	0	4	0	5	02:45	0	0	1	0	1
03:00	0	2	1	0	3	03:00	0	0	2	0	2
03:15	4	0	2	0	6	03:15	0	0	2	0	2
03:30	7	0	1	0	8	03:30	2	0	0	0	2
03:45	8	0	4	0	12	03:45	1	0	0	0	1
04:00	2	0	2	0	4	04:00	0	0	6	0	6
04:15	5	0	7	0	12	04:15	5	0	3	0	8
04:30	4	0	3	0	7	04:30	1	1	3	0	5
04:45	11	0	5	0	16	04:45	1	0	6	0	7
05:00	1	0	6	0	7	05:00	1	0	5	0	6
05:15	9	1	3	0	13	05:15	1	0	6	0	7
05:30	44	3	6	1	54	05:30	7	1	4	1	13
05:45	86	0	8	1	95	05:45	4	0	6	2	12
Total	818	163	692	67	1740	12:00	780	146	721	85	1732

Project Number: TSP12754
 Project Name: DIRFT Surveys
 Survey Type: Manual Classified Traffic Count
 Site No: View 001 to View 034
 Location: DIRFT Surveys
 Date: 22/06/2016 & 23/06/2016



View 011						View 012					
Time	Car/Taxi	Lgv	Hgv	Psv	Total	Time	Car/Taxi	Lgv	Hgv	Psv	Total
06:00	71	3	4		78	06:00	31	5	9		45
06:15	57	2	12	1	72	06:15	48	14	10		72
06:30	48	12	11	1	72	06:30	84	13	14	1	112
06:45	98	19	25		142	06:45	81	20	17		118
07:00	83	27	20		130	07:00	92	13	15		120
07:15	103	35	27		165	07:15	88	16	22		126
07:30	121	22	18		161	07:30	116	16	21	1	154
07:45	114	27	20	3	164	07:45	145	17	17	1	180
08:00	140	32	35	1	208	08:00	114	10	20	2	146
08:15	157	15	16	1	189	08:15	119	13	11		143
08:30	117	20	20	1	158	08:30	100	15	13		128
08:45	102	35	27		164	08:45	97	13	14		124
09:00	82	29	26		137	09:00	81	4	23	1	109
09:15	73	13	25		111	09:15	60	14	26		100
09:30	53	19	20	1	93	09:30	60	6	11	3	80
09:45	54	12	21	1	88	09:45	55	8	17	1	81
10:00	40	14	12	1	67	10:00	48	8	25		81
10:15	31	8	18		57	10:15	43	13	23	1	80
10:30	42	17	13	1	73	10:30	43	14	14		71
10:45	43	17	13		73	10:45	39	20	16	1	76
11:00	44	14	21		79	11:00	39	11	17		67
11:15	38	18	18	1	75	11:15	30	25	16	1	72
11:30	42	17	7	1	67	11:30	41	14	24		79
11:45	52	10	20		82	11:45	56	16	15	1	88
12:00	42	12	16		70	12:00	48	13	20		81
12:15	41	12	22	1	76	12:15	55	10	30	1	96
12:30	52	6	14		72	12:30	45	23	28		96
12:45	50	10	13	1	74	12:45	54	13	25	1	93
13:00	41	9	17		67	13:00	53	15	15		83
13:15	50	9	17	1	77	13:15	69	15	16	1	101
13:30	48	10	16	1	75	13:30	73	24	23		120
13:45	48	11	20		79	13:45	70	18	25	1	114
14:00	115	14	16		145	14:00	58	18	27		103
14:15	65	11	13	1	90	14:15	59	17	22	1	99
14:30	51	14	11		76	14:30	62	19	18		99
14:45	52	9	16	2	79	14:45	76	20	22	1	119
15:00	82	8	11		101	15:00	72	20	26		118
15:15	67	9	8	1	85	15:15	86	15	20	1	122
15:30	61	13	14		88	15:30	76	23	22		121
15:45	83	22	17	3	125	15:45	91	20	23	1	135
16:00	114	6	10		130	16:00	119	16	14		149
16:15	83	21	17	2	123	16:15	129	34	19	2	184
16:30	112	11	13		136	16:30	116	19	14		149
16:45	89	7	13	2	111	16:45	127	19	14	1	161
17:00	144	12	11		167	17:00	124	20	25		169
17:15	126	9	11	1	147	17:15	168	22	21		211
17:30	116	9	6		131	17:30	146	15	17		178
17:45	100	7	5	1	113	17:45	106	5	10	1	122
18:00	125	4	10		139	18:00	96	4	8		108

View 011						View 012					
Time	Car/Taxi	Lgv	Hgv	Psv	Total	Time	Car/Taxi	Lgv	Hgv	Psv	Total
18:15	78	7	6	1	92	18:15	97	7	12	1	117
18:30	71	2	8		81	18:30	67	7	9		83
18:45	55	2	8		65	18:45	57	5	11	1	74
19:00	65	3	14		82	19:00	45	4	11		60
19:15	46	3	3		52	19:15	40		6	1	47
19:30	48	4	11		63	19:30	34	2	3		39
19:45	47	1	8		56	19:45	32	4	9		45
20:00	42	6	13		61	20:00	27	3	7		37
20:15	18	6	14		38	20:15	23	3	6		32
20:30	36	3	9		48	20:30	30	4	13		47
20:45	35	1	10		46	20:45	30	2	8	1	41
21:00	22	1	5		28	21:00	28		4		32
21:15	34	1	2		37	21:15	25		1		26
21:30	22	1	12		35	21:30	41		4		45
21:45	24		10		34	21:45	24		4		28
22:00	57		6		63	22:00	25		1		26
22:15	15		9		24	22:15	17		1		18
22:30	17		7		24	22:30	11		2		13
22:45	20		10		30	22:45	23		1		24
23:00	17		6		23	23:00	16		1		17
23:15	36		2		38	23:15	14		8		22
23:30	7		4		11	23:30	12		5		17
23:45	7		5		12	23:45	7		4		11
00:00	14		8		22	00:00	4		1		5
00:15	6		5		11	00:15	5				5
00:30	6		6		12	00:30	8		3		11
00:45	13		4		17	00:45	6		4		10
01:00	9		12		21	01:00	6		3		9
01:15	7		7		14	01:15	6		2		8
01:30	3		7		10	01:30	8		2		10
01:45	3		2		5	01:45	13		2		15
02:00	12		3		15	02:00	7		3		10
02:15	5		7		12	02:15	6		2		8
02:30	4		4		8	02:30	6		2		8
02:45	5		7		12	02:45	13		2		15
03:00	2		3		5	03:00	4		3		7
03:15	4		10		14	03:15	7		1		8
03:30	6		8		14	03:30	11		2		13
03:45	4		7		11	03:45	5		2		7
04:00	11		10		21	04:00	2		1		3
04:15	6		13		19	04:15	10				10
04:30	9		10		19	04:30	5				5
04:45	5		5		10	04:45	6				6
05:00	14		12		26	05:00	14		1		15
05:15	15	3	8		26	05:15	34	2	3		39
05:30	24	1	20		45	05:30	61	4	8		73
05:45	31	7	16	1	55	05:45	79	3	9		91
Total	4799	754	1162	33	6748	12:00	4939	805	1101	30	6875

Project Number: TSP12754
 Project Name: DIRFT Surveys
 Survey Type: Manual Classified Traffic Count
 Site No: View 001 to View 034
 Location: DIRFT Surveys
 Date: 22/06/2016 & 23/06/2016



View 014						View 015					
Time	Car/Taxi	Lgv	Hgv	Psv	Total	Time	Car/Taxi	Lgv	Hgv	Psv	Total
06:00	69	1			70	06:00	5	1	1		7
06:15	18				18	06:15	6		4		10
06:30	5				5	06:30	18	1	7		26
06:45	3				3	06:45	17	1	4		22
07:00	15				15	07:00	6	1	5		12
07:15	8				8	07:15	7	2	5		14
07:30					0	07:30	8		3		11
07:45	2				2	07:45	15		5		20
08:00					0	08:00	7		7		14
08:15	1				1	08:15	13		6		19
08:30					0	08:30	13		9		22
08:45	3				3	08:45	15	1	9		25
09:00	7				7	09:00	13	2	11		26
09:15	1				1	09:15	17	1	5		23
09:30	1				1	09:30	8	1	10		19
09:45	1				1	09:45	10	2	6		18
10:00	6	1			7	10:00	2		5		7
10:15	1				1	10:15	4	3	8		15
10:30					0	10:30	3	1	4		8
10:45					0	10:45	3	1	8		12
11:00	5				5	11:00	1		5		6
11:15	1				1	11:15	1		7		8
11:30	4				4	11:30	3	1	3		7
11:45	2				2	11:45	3	1	4		8
12:00	5				5	12:00	1	1	4		6
12:15	2				2	12:15	1		8		9
12:30	4				4	12:30	1		8		9
12:45	3				3	12:45	3		7		10
13:00	6				6	13:00	6		5		11
13:15	2				2	13:15	21	1	2		24
13:30	5				5	13:30	24	2	8		34
13:45	4				4	13:45	23	1	6		30
14:00	83	1			84	14:00	6		9		15
14:15	52	1			53	14:15	2		9		11
14:30	20				20	14:30	1		6		7
14:45	13				13	14:45	3		9		12
15:00	11				11	15:00	4	2	7		13
15:15	5				5	15:15		2	7		9
15:30	5				5	15:30	1		5		6
15:45	13	1			14	15:45	2	3	9		14
16:00	6				6	16:00			4		4
16:15	5	1			6	16:15	1	1	5		7
16:30	8				8	16:30			7		7
16:45	7				7	16:45	4		3		7
17:00	6				6	17:00	1		4		5
17:15	6				6	17:15	1	1	4		6
17:30	4				4	17:30	8	1	4		13
17:45	6				6	17:45	6		5		11
18:00	13				13	18:00			2		2

View 014						View 015					
Time	Car/Taxi	Lgv	Hgv	Psv	Total	Time	Car/Taxi	Lgv	Hgv	Psv	Total
18:15	2				2	18:15	1		6		7
18:30	2				2	18:30	4	1	12		17
18:45	3				3	18:45			4		4
19:00	7				7	19:00			5		5
19:15	1				1	19:15	2		6		8
19:30	3				3	19:30	4		5		9
19:45	7				7	19:45	4		5		9
20:00	19	1			20	20:00	1		2		3
20:15	11				11	20:15	4				4
20:30	5				5	20:30	7		3		10
20:45	1				1	20:45	1		2		3
21:00	4				4	21:00	13	1	4		18
21:15					0	21:15	11		4		15
21:30	3				3	21:30	48		1		49
21:45	4				4	21:45	33		4		37
22:00	61				61	22:00	5		6		11
22:15	6				6	22:15	4		5		9
22:30	2				2	22:30	21		4		25
22:45	1				1	22:45	8		5		13
23:00					0	23:00			3		3
23:15	2				2	23:15	1		6		7
23:30					0	23:30			4		4
23:45					0	23:45	1		1		2
00:00					0	00:00			4		4
00:15					0	00:15			3		3
00:30					0	00:30			5		5
00:45					0	00:45			1		1
01:00					0	01:00	1		4		5
01:15					0	01:15			4		4
01:30					0	01:30			2		2
01:45					0	01:45		1	2		3
02:00	4				4	02:00	1	1	5		7
02:15	1				1	02:15			5		5
02:30					0	02:30	1		7		8
02:45					0	02:45	1		4		5
03:00					0	03:00			4		4
03:15	1				1	03:15			4		4
03:30					0	03:30			1		1
03:45					0	03:45	1		1		2
04:00	1				1	04:00	3		5		8
04:15	1				1	04:15	1		4		5
04:30	1				1	04:30	6	1	2		9
04:45					0	04:45	1		2		3
05:00	5				5	05:00	3		5		8
05:15					0	05:15	25	1	2		28
05:30	6				6	05:30	71	1	5		77
05:45	9				9	05:45	44	1	5		50
Total	620	7	0	0	627	12:00	650	43	471	0	1164

Project Number: TSP12754
 Project Name: DIRFT Surveys
 Survey Type: Manual Classified Traffic Count
 Site No: View 001 to View 034
 Location: DIRFT Surveys
 Date: 22/06/2016 & 23/06/2016



View 016						View 017					
Time	Car/Taxi	Lgv	Hgv	Psv	Total	Time	Car/Taxi	Lgv	Hgv	Psv	Total
06:00			2		2	06:00	1				1
06:15			2		2	06:15					0
06:30			8		8	06:30	1				1
06:45			1		1	06:45	1				1
07:00			6		6	07:00	1				1
07:15			2		2	07:15	1				1
07:30			1		1	07:30					0
07:45		1	2		3	07:45	1				1
08:00			4		4	08:00	2	1			3
08:15			3		3	08:15	3				3
08:30		1	7		8	08:30	2				2
08:45			5		5	08:45	1	1			2
09:00		1	5		6	09:00	1				1
09:15		1	7		8	09:15	3				3
09:30			9		9	09:30	1	1			2
09:45			10		10	09:45	1	2			3
10:00	1		7		8	10:00	1				1
10:15	1		3		4	10:15	2	1			3
10:30		5	6		11	10:30	2	1			3
10:45			8		8	10:45	1				1
11:00			10		10	11:00	1	1			2
11:15			3		3	11:15					0
11:30			7		7	11:30	1				1
11:45		1	5		6	11:45					0
12:00		1	8		9	12:00					0
12:15			8		8	12:15	1	2			3
12:30			7		7	12:30	2				2
12:45			6		6	12:45		1			1
13:00	2	1	8		11	13:00					0
13:15			6		6	13:15	1			1	1
13:30			7		7	13:30	1		1		2
13:45		1	12		13	13:45	1	1			2
14:00		1	6		7	14:00	2	1			3
14:15		1	2		3	14:15	1	1			2
14:30		2	3		5	14:30					0
14:45					0	14:45	1	1			2
15:00			7		7	15:00	1				1
15:15		2	8		10	15:15	1				1
15:30		3	7		10	15:30		1			1
15:45			4		4	15:45	1				1
16:00		1	6		7	16:00	2	1			3
16:15		1	4		5	16:15	4	1			5
16:30			6		6	16:30					0
16:45			9		9	16:45	1	1			2
17:00			6		6	17:00	1				1
17:15			9		9	17:15	2				2
17:30		2	1		3	17:30	3				3
17:45	1		8		9	17:45	1				1
18:00			2		2	18:00	4				4

View 016						View 017					
Time	Car/Taxi	Lgv	Hgv	Psv	Total	Time	Car/Taxi	Lgv	Hgv	Psv	Total
18:15		1	8		9	18:15	2				2
18:30		1	4		5	18:30	1				1
18:45	1		9		10	18:45					0
19:00			9		9	19:00					0
19:15			5		5	19:15	1				1
19:30			4		4	19:30	2	1			3
19:45			2		2	19:45	2				2
20:00			3		3	20:00					0
20:15			7		7	20:15	1				1
20:30			2		2	20:30	1				1
20:45			6		6	20:45	2				2
21:00			4		4	21:00	3	1			4
21:15			3		3	21:15	2				2
21:30			6		6	21:30	1				1
21:45			4		4	21:45	1				1
22:00			3		3	22:00					0
22:15			1		1	22:15	1				1
22:30			3		3	22:30	2				2
22:45			4		4	22:45	1				1
23:00			7		7	23:00					0
23:15			6		6	23:15	1				1
23:30			4		4	23:30	1				1
23:45	1		5		6	23:45	1				1
00:00			3		3	00:00					0
00:15			2		2	00:15					0
00:30			3		3	00:30					0
00:45			1		1	00:45					0
01:00			6		6	01:00					0
01:15			4		4	01:15					0
01:30			1		1	01:30	2				2
01:45			4		4	01:45					0
02:00		1	3		4	02:00		1			1
02:15			3		3	02:15					0
02:30			3		3	02:30	1				1
02:45			4		4	02:45					0
03:00			4		4	03:00					0
03:15			4		4	03:15					0
03:30			2		2	03:30	1				1
03:45			7		7	03:45					0
04:00			3		3	04:00					0
04:15			4		4	04:15					0
04:30			4		4	04:30					0
04:45			4		4	04:45		1			1
05:00			0		0	05:00					0
05:15			3		3	05:15		1			1
05:30			3		3	05:30	1				1
05:45			3		3	05:45					0
Total	7	29	460	0	496	12:00	90	24	1	0	115

Project Number: TSP12754
 Project Name: DIRFT Surveys
 Survey Type: Manual Classified Traffic Count
 Site No: View 001 to View 034
 Location: DIRFT Surveys
 Date: 22/06/2016 & 23/06/2016



View 018						View 019					
Time	Car/Taxi	Lgv	Hgv	Psv	Total	Time	Car/Taxi	Lgv	Hgv	Psv	Total
06:00					0	06:00			1		1
06:15					0	06:15	1		4		5
06:30	2	1			3	06:30	1		1		2
06:45	1				1	06:45			3		3
07:00					0	07:00	1	1	1		3
07:15					0	07:15			2		2
07:30					0	07:30			3		3
07:45	3				3	07:45	1		1		2
08:00	1	1			2	08:00			1		1
08:15	3				3	08:15	1		1		2
08:30	2	1			3	08:30			1		1
08:45	2	1			3	08:45			2		2
09:00	3				3	09:00			4		4
09:15	3				3	09:15		1			1
09:30					0	09:30			5		5
09:45		2			2	09:45			3		3
10:00	1				1	10:00		1	2		3
10:15	2	2			4	10:15		1	2		3
10:30	1	2	1		4	10:30			5		5
10:45	3				3	10:45			2		2
11:00	2	2			4	11:00					0
11:15					0	11:15			1		1
11:30		1			1	11:30			2		2
11:45	3				3	11:45			3		3
12:00	2				2	12:00	1		2		3
12:15	1				1	12:15		2	4		6
12:30					0	12:30		1	4		5
12:45	1	1			2	12:45	1	1	2		4
13:00	2	1			3	13:00			1		1
13:15	3				3	13:15	1				1
13:30	2				2	13:30			1		1
13:45	1				1	13:45			1		1
14:00	1				1	14:00			3		3
14:15					0	14:15			2		2
14:30	1				1	14:30		1			1
14:45		1			1	14:45			3		3
15:00		1			1	15:00			6		6
15:15	1				1	15:15	1		1		2
15:30					0	15:30			5		5
15:45	3				3	15:45			3		3
16:00	1	2			3	16:00			2		2
16:15					0	16:15			1		1
16:30	1				1	16:30			1		1
16:45	1				1	16:45			2		2
17:00		1			1	17:00					0
17:15	2				2	17:15			3		3
17:30	3				3	17:30	1				1
17:45					0	17:45	1		1		2
18:00					0	18:00	2		4		6

View 018						View 019					
Time	Car/Taxi	Lgv	Hgv	Psv	Total	Time	Car/Taxi	Lgv	Hgv	Psv	Total
18:15	1				1	18:15					0
18:30	5				5	18:30	2				2
18:45	3				3	18:45			1		1
19:00					0	19:00			3		3
19:15	1				1	19:15			3		3
19:30	1	1			2	19:30		1	3		4
19:45	1				1	19:45			1		1
20:00	2				2	20:00					0
20:15	1				1	20:15			1		1
20:30					0	20:30			1		1
20:45	1				1	20:45	1		2		3
21:00	1				1	21:00					0
21:15	1				1	21:15			1		1
21:30					0	21:30	1				1
21:45		1			1	21:45			1		1
22:00					0	22:00			1		1
22:15					0	22:15			1		1
22:30			1		1	22:30					0
22:45					0	22:45					0
23:00					0	23:00					0
23:15	1				1	23:15			2		2
23:30					0	23:30	1				1
23:45					0	23:45					0
00:00					0	00:00			2		2
00:15					0	00:15			1		1
00:30					0	00:30					0
00:45					0	00:45					0
01:00					0	01:00					0
01:15	1				1	01:15			1		1
01:30		1			1	01:30					0
01:45					0	01:45					0
02:00	1				1	02:00			1		1
02:15					0	02:15	1		2		3
02:30					0	02:30			1		1
02:45					0	02:45	1		2		3
03:00					0	03:00			2		2
03:15	1				1	03:15			2		2
03:30					0	03:30			2		2
03:45					0	03:45			1		1
04:00					0	04:00					0
04:15	1				1	04:15			2		2
04:30		1			1	04:30	1		1		2
04:45					0	04:45					0
05:00		1			1	05:00					0
05:15	1				1	05:15					0
05:30	2	2			4	05:30		1	1		2
05:45					0	05:45	4	1	2		7
Total	84	27	2	0	113	12:00	25	12	146	0	183

Project Number: TSP12754
 Project Name: DIRFT Surveys
 Survey Type: Manual Classified Traffic Count
 Site No: View 001 to View 034
 Location: DIRFT Surveys
 Date: 22/06/2016 & 23/06/2016



View 020						View 021					
Time	Car/Taxi	Lgv	Hgv	Psv	Total	Time	Car/Taxi	Lgv	Hgv	Psv	Total
06:00					0	06:00	3				3
06:15	3	1	4		8	06:15					0
06:30			1		1	06:30		1			1
06:45			5		5	06:45					0
07:00	1		1		2	07:00					0
07:15			1		1	07:15	2				2
07:30		1	2		3	07:30	2				2
07:45		1	1		2	07:45	2				2
08:00			2		2	08:00	1				1
08:15			1		1	08:15	1				1
08:30			2		2	08:30	2				2
08:45			3		3	08:45					0
09:00			4		4	09:00	1				1
09:15		1	1		2	09:15	2	1			3
09:30			1		1	09:30					0
09:45			2		2	09:45					0
10:00		1	3		4	10:00					0
10:15			2		2	10:15	1				1
10:30			3		3	10:30					0
10:45			3		3	10:45	2				2
11:00		1	1		2	11:00	3	1			4
11:15			2		2	11:15					0
11:30			2		2	11:30					0
11:45	1		2		3	11:45	1				1
12:00			3		3	12:00		1			1
12:15		2	1		3	12:15	1				1
12:30			2		2	12:30	3				3
12:45			2		2	12:45	1				1
13:00	1		2		3	13:00	2	1			3
13:15					0	13:15	4				4
13:30			1		1	13:30	12				12
13:45		1	3		4	13:45	11				11
14:00			2		2	14:00	5				5
14:15	1		1		2	14:15	2				2
14:30		1	1		2	14:30					0
14:45			3		3	14:45		1			1
15:00	1		3		4	15:00	1				1
15:15			3		3	15:15					0
15:30	1		2		3	15:30					0
15:45			7		7	15:45					0
16:00			3		3	16:00		1			1
16:15	1		4		5	16:15					0
16:30	1	1			2	16:30					0
16:45					0	16:45					0
17:00		1	3		4	17:00	1				1
17:15	3				3	17:15	2	1			3
17:30			3		3	17:30	3				3
17:45			1		1	17:45					0
18:00			2		2	18:00		1			1

View 020						View 021					
Time	Car/Taxi	Lgv	Hgv	Psv	Total	Time	Car/Taxi	Lgv	Hgv	Psv	Total
18:15		1	4		5	18:15					0
18:30	3		1		4	18:30		1			1
18:45			3		3	18:45					0
19:00					0	19:00					0
19:15					0	19:15					0
19:30		1			1	19:30	1				1
19:45	1		2		3	19:45					0
20:00			1		1	20:00					0
20:15			2		2	20:15					0
20:30					0	20:30					0
20:45			2		2	20:45					0
21:00					0	21:00					0
21:15			1		1	21:15	4				4
21:30					0	21:30	14				14
21:45			2		2	21:45	8		1		9
22:00			1		1	22:00	5				5
22:15			1		1	22:15					0
22:30			2		2	22:30	2				2
22:45					0	22:45					0
23:00			1		1	23:00					0
23:15			1		1	23:15					0
23:30					0	23:30					0
23:45			3		3	23:45					0
00:00			1		1	00:00					0
00:15					0	00:15					0
00:30			1		1	00:30					0
00:45					0	00:45					0
01:00					0	01:00					0
01:15					0	01:15					0
01:30					0	01:30					0
01:45			2		2	01:45					0
02:00					0	02:00					0
02:15		1			1	02:15		1			1
02:30					0	02:30					0
02:45			1		1	02:45					0
03:00	1		3		4	03:00					0
03:15	1		2		3	03:15					0
03:30					0	03:30					0
03:45			1		1	03:45					0
04:00			1		1	04:00					0
04:15	1		1		2	04:15					0
04:30			1		1	04:30					0
04:45			2		2	04:45	1				1
05:00			1		1	05:00	1				1
05:15	1		2		3	05:15	3				3
05:30			1		1	05:30	13				13
05:45			2		2	05:45	13				13
Total	22	15	150	0	187	12:00	136	11	1	0	148

Project Number: TSP12754
 Project Name: DIRFT Surveys
 Survey Type: Manual Classified Traffic Count
 Site No: View 001 to View 034
 Location: DIRFT Surveys
 Date: 22/06/2016 & 23/06/2016



View 022						View 023					
Time	Car/Taxi	Lgv	Hgv	Psv	Total	Time	Car/Taxi	Lgv	Hgv	Psv	Total
06:00	26				26	06:00	105				105
06:15	4				4	06:15	17			1	18
06:30	4	1			5	06:30	22	1			23
06:45					0	06:45	28	8	1	1	38
07:00					0	07:00	67	2	1		70
07:15					0	07:15	50	9			59
07:30					0	07:30	36	7			43
07:45	3	1			4	07:45	51	10		1	62
08:00					0	08:00	68	6	2	3	79
08:15					0	08:15	64	8			72
08:30					0	08:30	41	8			49
08:45					0	08:45	32	4	1		37
09:00					0	09:00	60	2	1		63
09:15					0	09:15	24	6	3	1	34
09:30					0	09:30	40	7			47
09:45					0	09:45	27	5	1	2	35
10:00	6	1			7	10:00	40	7	1		48
10:15					0	10:15	23	3	3	1	30
10:30					0	10:30	18	5	1		24
10:45	1				1	10:45	23	7	1	2	33
11:00		1			1	11:00	38	7	1		46
11:15					0	11:15	24	6	1	1	32
11:30					0	11:30	29	2	1	1	33
11:45					0	11:45	25	3		1	29
12:00	2	1			3	12:00	35	9			44
12:15					0	12:15	33	5	1	1	40
12:30	3				3	12:30	33	11	2		46
12:45					0	12:45	39	8		2	49
13:00	2				2	13:00	31	7			38
13:15	2	1			3	13:15	21	9		1	31
13:30	3				3	13:30	37	4	2	1	44
13:45					0	13:45	46	4	3	1	54
14:00	21				21	14:00	143	7			150
14:15	6				6	14:15	72	3	4		79
14:30	2				2	14:30	51	7		1	59
14:45					0	14:45	53	6	2	3	64
15:00	1				1	15:00	63	7			70
15:15					0	15:15	57	5	1	2	65
15:30					0	15:30	43	3			46
15:45	1				1	15:45	50	2	3	1	56
16:00					0	16:00	75	10	1		86
16:15	2				2	16:15	57	9			66
16:30					0	16:30	58	7		2	67
16:45	2				2	16:45	60	8	1	1	70
17:00	3				3	17:00	99	6			105
17:15	1				1	17:15	71	3	1	1	76
17:30	1				1	17:30	72	2	2		76
17:45					0	17:45	93	1		1	95
18:00					0	18:00	122	4			126

View 022						View 023					
Time	Car/Taxi	Lgv	Hgv	Psv	Total	Time	Car/Taxi	Lgv	Hgv	Psv	Total
18:15	2				2	18:15	73	1			74
18:30					0	18:30	46	2		3	51
18:45					0	18:45	44	4			48
19:00					0	19:00	47	6		1	54
19:15					0	19:15	42	2			44
19:30					0	19:30	38	3		1	42
19:45					0	19:45	27	1	1	1	30
20:00					0	20:00	39	2			41
20:15					0	20:15	26	1			27
20:30	1				1	20:30	23	2			25
20:45					0	20:45	16	3			19
21:00					0	21:00	26				26
21:15					0	21:15	20			1	21
21:30					0	21:30	21		1		22
21:45	1				1	21:45	9				9
22:00	23				23	22:00	110				110
22:15					0	22:15	30				30
22:30	3	1			4	22:30	19				19
22:45					0	22:45	11				11
23:00					0	23:00	48				48
23:15					0	23:15	22				22
23:30					0	23:30	11				11
23:45					0	23:45	7				7
00:00					0	00:00	18				18
00:15					0	00:15	6				6
00:30					0	00:30	7				7
00:45					0	00:45	9				9
01:00					0	01:00	17				17
01:15					0	01:15	8				8
01:30					0	01:30	6				6
01:45					0	01:45	6				6
02:00					0	02:00	29				29
02:15		1			1	02:15	5				5
02:30					0	02:30	4				4
02:45					0	02:45	8				8
03:00					0	03:00	6				6
03:15					0	03:15	6				6
03:30					0	03:30	2				2
03:45					0	03:45	6				6
04:00					0	04:00	5				5
04:15					0	04:15	3				3
04:30					0	04:30	4				4
04:45					0	04:45	5				5
05:00					0	05:00	5				5
05:15					0	05:15	6	1			7
05:30	2				2	05:30	11			1	11
05:45	1				1	05:45	24			1	25
Total	129	8	0	0	137	12:00	3427	298	44	41	3810

Project Number: TSP12754
 Project Name: DIRFT Surveys
 Survey Type: Manual Classified Traffic Count
 Site No: View 001 to View 034
 Location: DIRFT Surveys
 Date: 22/06/2016 & 23/06/2016



View 024						View 025					
Time	Car/Taxi	Lgv	Hgv	Psv	Total	Time	Car/Taxi	Lgv	Hgv	Psv	Total
06:00	17	5		1	23	06:00	6				6
06:15	40	6			46	06:15	24				24
06:30	80	4		1	85	06:30	55				55
06:45	62	10		1	73	06:45	51				51
07:00	72	12			84	07:00	9				9
07:15	62	8		2	72	07:15	2		1		3
07:30	99	10			109	07:30	8				8
07:45	109	8	1	1	119	07:45	18				18
08:00	81	10	2		93	08:00	9				9
08:15	79	6		1	86	08:15	8		1		9
08:30	77	6	3	1	87	08:30	3		1		4
08:45	66	5	1	1	73	08:45	3		1		4
09:00	49	7	1		57	09:00	3				3
09:15	32	3		1	36	09:15	2		1		3
09:30	43	11	2	2	58	09:30	4				4
09:45	29	6	1	1	37	09:45	3				3
10:00	23	2	2	1	28	10:00	3	2	1		6
10:15	33	6		1	40	10:15	1	1			1
10:30	36	5	1	2	44	10:30	2	1			3
10:45	31	3	2		36	10:45	3				3
11:00	29	6			35	11:00					0
11:15	26	6		1	33	11:15	1				1
11:30	40	9		2	51	11:30	1	1			2
11:45	35	9	1	1	46	11:45	2	1			3
12:00	32	5	3	1	41	12:00	1				1
12:15	40	4	1	1	46	12:15					0
12:30	29	6		1	36	12:30	2				2
12:45	47	8	2		57	12:45	2				2
13:00	27	5	2	1	35	13:00	4				4
13:15	59	5	2	1	67	13:15	2				2
13:30	67	4		1	72	13:30	6	1			7
13:45	59	7	1		67	13:45	3				3
14:00	28	6	1	1	36	14:00	3				3
14:15	34	6	1	2	43	14:15	17				17
14:30	45	3			48	14:30	38	1			39
14:45	65	9	2	1	77	14:45	25	1	1		27
15:00	27	6	1		34	15:00	1				1
15:15	33	6		1	40	15:15	1	1			2
15:30	38	1		1	40	15:30	1				1
15:45	55	4	1	1	61	15:45		1			1
16:00	54	7		1	62	16:00	1				1
16:15	51	5	2	1	59	16:15		1			1
16:30	47	5	1		53	16:30	1				1
16:45	40	8		1	49	16:45					0
17:00	5	1			6	17:00	2				2
17:15	81	5	2	1	89	17:15	3				3
17:30	82	5			87	17:30	7	1			8
17:45	55	5	1	1	62	17:45	2				2
18:00	39	3		1	43	18:00	2				2

View 024						View 025					
Time	Car/Taxi	Lgv	Hgv	Psv	Total	Time	Car/Taxi	Lgv	Hgv	Psv	Total
18:15	40	4	1	1	46	18:15	4				4
18:30	37	1		2	40	18:30	4	1			5
18:45	48	3			51	18:45	1				1
19:00	31	3			34	19:00					0
19:15	21	1			22	19:15					0
19:30	34	4			38	19:30	1	1			2
19:45	25	2			27	19:45		1			1
20:00	22	1			23	20:00	1				1
20:15	19			1	20	20:15	1				1
20:30	31			1	32	20:30		1			1
20:45	23	2			25	20:45					0
21:00	20	3			23	21:00			1		1
21:15	31	2			33	21:15					0
21:30	76				76	21:30	1				1
21:45	46				46	21:45					0
22:00	20				20	22:00	2	1			3
22:15	23				23	22:15	3	1			4
22:30	27				27	22:30	8				8
22:45	32				32	22:45	10				10
23:00	9		1		10	23:00	3				3
23:15	10		1		11	23:15	1				1
23:30	9				9	23:30					0
23:45	4				4	23:45			1		1
00:00	4				4	00:00					0
00:15	5				5	00:15					0
00:30	6				6	00:30					0
00:45	4				4	00:45					0
01:00	2				2	01:00					0
01:15	3				3	01:15					0
01:30	3				3	01:30					0
01:45	3		1		4	01:45					0
02:00	1				1	02:00					0
02:15	3				3	02:15			1		1
02:30	2				2	02:30					0
02:45	3				3	02:45					0
03:00	3				3	03:00					0
03:15	1				1	03:15					0
03:30	10				10	03:30					0
03:45	6				6	03:45					0
04:00	3				3	04:00					0
04:15	7				7	04:15					0
04:30	15				15	04:30					0
04:45	18				18	04:45					0
05:00	13				13	05:00					0
05:15	43				43	05:15					0
05:30	121				121	05:30	13	1			14
05:45	118	1		2	121	05:45	16				16
Total	3424	319	44	47	3834	12:00	413	20	10	0	443

Project Number: TSP12754
 Project Name: DIRFT Surveys
 Survey Type: Manual Classified Traffic Count
 Site No: View 001 to View 034
 Location: DIRFT Surveys
 Date: 22/06/2016 & 23/06/2016



View 026						View 027					
Time	Car/Taxi	Lgv	Hgv	Psv	Total	Time	Car/Taxi	Lgv	Hgv	Psv	Total
06:00	8				8	06:00	2				2
06:15	1				1	06:15	5	1			6
06:30	2				2	06:30	16				16
06:45	7	1			8	06:45	18				18
07:00	22	1			23	07:00	10				10
07:15	3		1		4	07:15	4				4
07:30	2				2	07:30	6				6
07:45	1				1	07:45	25				25
08:00	2				2	08:00	10				10
08:15	2				2	08:15	4				4
08:30		1			1	08:30	6				6
08:45			1		1	08:45	12	1			13
09:00		1			1	09:00	15				15
09:15	3		1		4	09:15	3				3
09:30	1				1	09:30	6				6
09:45	1				1	09:45	6				6
10:00		2	1		3	10:00	1				1
10:15	2	2			4	10:15	4				4
10:30	1	1			2	10:30	2				2
10:45	2				2	10:45	5				5
11:00	3				3	11:00	1				1
11:15					0	11:15	2				2
11:30	1	1			2	11:30	1	1			2
11:45	1	1			2	11:45	6	1			7
12:00	2				2	12:00	2				2
12:15	1				1	12:15		1			1
12:30					0	12:30	2				2
12:45	1				1	12:45	7				7
13:00	4	1			5	13:00	1	1			2
13:15	2	1			3	13:15	6				6
13:30	1	1			2	13:30	28				28
13:45	4				4	13:45	19	1			20
14:00	9				9	14:00	1				1
14:15	2	1			3	14:15	3				3
14:30	6				6	14:30	10				10
14:45	7	1			8	14:45	6				6
15:00	57	1	1		59	15:00	6				6
15:15	43	2			45	15:15					0
15:30	11				11	15:30	4				4
15:45	8	1			9	15:45	4				4
16:00	12	1			13	16:00	1				1
16:15	6	1			7	16:15	2				2
16:30	9				9	16:30	5				5
16:45	11				11	16:45					0
17:00	3				3	17:00	3				3
17:15	3				3	17:15	2				2
17:30	1	1			2	17:30	2				2
17:45	7				7	17:45	4				4
18:00	9				9	18:00	8				8

View 026						View 027					
Time	Car/Taxi	Lgv	Hgv	Psv	Total	Time	Car/Taxi	Lgv	Hgv	Psv	Total
18:15	1	1			2	18:15	5				5
18:30	2	1			3	18:30	7				7
18:45	10				10	18:45	4				4
19:00	8				8	19:00	2				2
19:15					0	19:15					0
19:30	1	1			2	19:30	1				1
19:45		1			1	19:45	2				2
20:00					0	20:00					0
20:15					0	20:15	1				1
20:30	1	1			2	20:30	2				2
20:45	2	1			3	20:45	5				5
21:00	1		1		2	21:00	6	1			7
21:15	1				1	21:15	13				13
21:30					0	21:30	21				21
21:45					0	21:45	22				22
22:00	2				2	22:00	4		1		5
22:15	3		1		4	22:15			1		1
22:30					0	22:30	1				1
22:45	2				2	22:45	11				11
23:00	64				64	23:00	5				5
23:15	16				16	23:15					0
23:30	2				2	23:30	1				1
23:45	3				3	23:45					0
00:00					0	00:00					0
00:15					0	00:15					0
00:30					0	00:30	2				2
00:45					0	00:45	3				3
01:00					0	01:00	2				2
01:15	1				1	01:15	1				1
01:30					0	01:30	1				1
01:45					0	01:45	3				3
02:00			1		1	02:00					0
02:15					0	02:15	1				1
02:30					0	02:30	1				1
02:45					0	02:45	1				1
03:00	1				1	03:00					0
03:15	1				1	03:15					0
03:30	1				1	03:30					0
03:45					0	03:45	3				3
04:00					0	04:00	1				1
04:15	1				1	04:15	1				1
04:30	1				1	04:30	2				2
04:45	1				1	04:45	3				3
05:00					0	05:00	3	1			4
05:15					0	05:15	10				10
05:30	2				2	05:30	38				38
05:45	2				2	05:45	35				35
Total	414	29	8	0	451	12:00	520	9	2	0	531

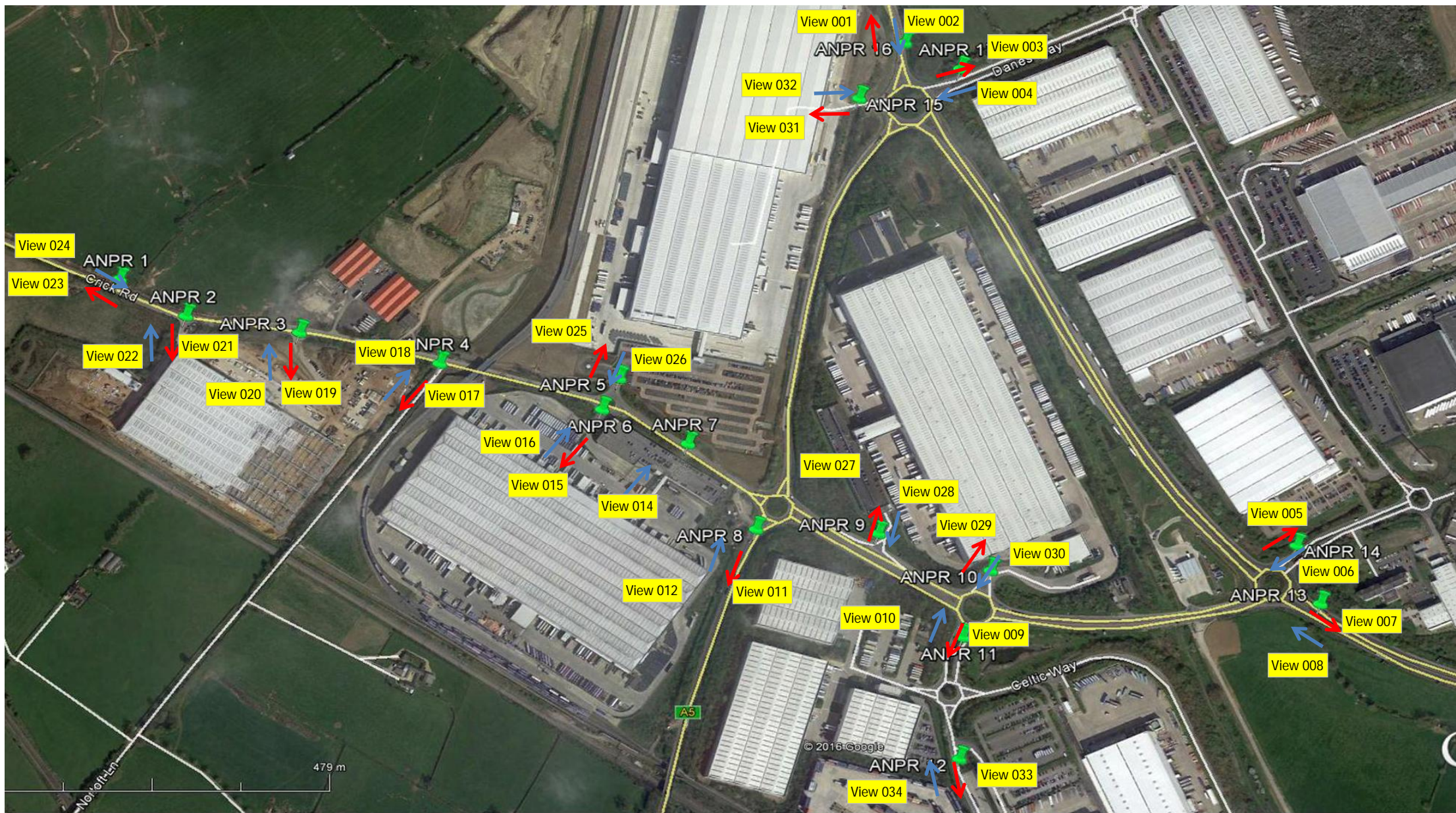
Project Number: TSP12754
 Project Name: DIRFT Surveys
 Survey Type: Manual Classified Traffic Count
 Site No: View 001 to View 034
 Location: DIRFT Surveys
 Date: 22/06/2016 & 23/06/2016



View 028						View 029					
Time	Car/Taxi	Lgv	Hgv	Psv	Total	Time	Car/Taxi	Lgv	Hgv	Psv	Total
06:00	55	1			56	06:00	0	0	3	0	3
06:15	6				6	06:15	0	0	4	0	4
06:30	4	1			5	06:30	0	0	3	0	3
06:45	3				3	06:45	0	1	2	0	3
07:00	14				14	07:00	0	0	5	0	5
07:15	1				1	07:15	0	0	2	0	2
07:30	1				1	07:30	0	1	2	0	3
07:45	1				1	07:45	0	1	4	0	5
08:00	5				5	08:00	0	0	3	0	3
08:15	1				1	08:15	0	0	4	0	4
08:30	1				1	08:30	2	1	4	0	7
08:45					0	08:45	0	2	7	0	9
09:00	1				1	09:00	0	0	3	0	3
09:15	3				3	09:15	1	1	1	0	3
09:30	3				3	09:30	1	1	5	0	7
09:45	4				4	09:45	0	0	6	0	6
10:00	1				1	10:00	1	0	3	0	4
10:15					0	10:15	1	1	4	0	6
10:30	1				1	10:30	0	3	4	0	7
10:45	1				1	10:45	0	1	5	0	6
11:00	4				4	11:00	0	0	4	0	4
11:15	2	1			3	11:15	0	1	3	0	4
11:30	1				1	11:30	0	0	7	0	7
11:45	1	1			2	11:45	0	1	2	0	3
12:00	2				2	12:00	1	0	4	0	5
12:15	2				2	12:15	0	1	3	0	4
12:30	2				2	12:30	0	1	8	0	9
12:45	3				3	12:45	0	0	2	0	2
13:00	4				4	13:00	0	1	5	0	6
13:15	2				2	13:15	0	2	1	0	3
13:30	2				2	13:30	0	1	2	0	3
13:45	3				3	13:45	1	0	6	0	7
14:00	68	1			69	14:00	0	0	7	0	7
14:15	15				15	14:15	0	0	6	0	6
14:30	9				9	14:30	0	1	3	0	4
14:45	3				3	14:45	1	0	4	0	5
15:00	23				23	15:00	1	0	6	0	7
15:15	7				7	15:15	0	0	7	0	7
15:30	6				6	15:30	0	1	6	0	7
15:45	3				3	15:45	1	1	2	0	4
16:00	23				23	16:00	1	1	5	0	7
16:15	7	1			8	16:15	0	0	4	0	4
16:30	5				5	16:30	0	0	1	0	1
16:45	6				6	16:45	0	1	6	0	7
17:00	19				19	17:00	0	0	1	0	1
17:15	2				2	17:15	0	1	1	0	2
17:30	5				5	17:30	1	0	2	0	3
17:45	8	2			10	17:45	0	0	4	0	4
18:00	7				7	18:00	0	0	3	0	3

View 028						View 029					
Time	Car/Taxi	Lgv	Hgv	Psv	Total	Time	Car/Taxi	Lgv	Hgv	Psv	Total
18:15	4				4	18:15	1	0	5	0	6
18:30	2				2	18:30	0	0	4	0	4
18:45	5				5	18:45	0	0	2	0	2
19:00	8				8	19:00	0	0	5	0	5
19:15	1				1	19:15	0	0	5	0	5
19:30	1				1	19:30	0	0	3	0	3
19:45	5				5	19:45	0	0	4	0	4
20:00	4				4	20:00	0	0	3	0	3
20:15	1				1	20:15	0	1	2	0	3
20:30	2				2	20:30	0	0	3	0	3
20:45	1				1	20:45	0	0	2	0	2
21:00	2				2	21:00	0	0	2	0	2
21:15					0	21:15	0	0	2	0	2
21:30					0	21:30	0	0	5	0	5
21:45	2				2	21:45	0	1	2	0	3
22:00	45				45	22:00	0	0	4	0	4
22:15	3				3	22:15	1	0	1	0	2
22:30	1				1	22:30	1	0	2	0	3
22:45					0	22:45	0	0	2	0	2
23:00	14				14	23:00	0	0	2	0	2
23:15	2				2	23:15	1	0	3	0	4
23:30	1				1	23:30	0	0	3	0	3
23:45	1				1	23:45	0	0	4	0	4
00:00	5				5	00:00	0	0	3	0	3
00:15	3				3	00:15	0	0	1	0	1
00:30	2				2	00:30	0	0	6	0	6
00:45	4				4	00:45	0	0	1	0	1
01:00	5				5	01:00	0	0	1	0	1
01:15	1				1	01:15	0	0	1	0	1
01:30					0	01:30	0	0	0	0	0
01:45	1				1	01:45	0	0	5	0	5
02:00	9				9	02:00	1	0	5	0	6
02:15	2				2	02:15	0	0	2	0	2
02:30					0	02:30	0	0	4	0	4
02:45					0	02:45	0	0	3	0	3
03:00	4				4	03:00	0	0	2	0	2
03:15	1				1	03:15	0	0	2	0	2
03:30	2				2	03:30	0	0	4	0	4
03:45	11				11	03:45	1	0	3	0	4
04:00	5				5	04:00	0	0	1	0	1
04:15	1				1	04:15	0	0	2	0	2
04:30					0	04:30	0	0	1	0	1
04:45	1				1	04:45	1	0	1	0	2
05:00	3				3	05:00	0	0	5	0	5
05:15					0	05:15	0	0	2	0	2
05:30	3				3	05:30	0	0	4	0	4
05:45	3				3	05:45	0	0	3	0	3
Total	521	8	0	0	529	12:00	20	29	321	0	370

ANNEX D



Location Plan

CLASS		LV	
ORIGIN	DESTINATION		
009	033	Grand Total	
		93	93
02:30		1	1
03:15		1	1
04:15		1	1
04:45		1	1
05:30		4	4
05:45		2	2
06:00		1	1
06:15		1	1
06:30		3	3
06:45		5	5
07:00		1	1
07:15		1	1
07:30		1	1
07:45		3	3
08:00		1	1
08:15		2	2
08:30		6	6
09:30		1	1
09:45		2	2
10:15		3	3
10:30		2	2
10:45		3	3
11:00		1	1
11:15		2	2
11:45		3	3
12:00		1	1
12:15		3	3
12:30		3	3
12:45		1	1
13:00		1	1
13:15		3	3
13:30		2	2
13:45		2	2
14:00		1	1
14:30		1	1
14:45		2	2
15:30		2	2
16:00		1	1
17:15		1	1
17:30		1	1
18:00		1	1
18:15		1	1
18:45		3	3
19:30		1	1
20:00		1	1

CLASS		HV	
ORIGIN	DESTINATION		
009	033	Grand Total	
		154	154
00:30		1	1
00:45		1	1
01:00		1	1
01:30		2	2
02:00		1	1
02:45		1	1
03:00		1	1
03:30		1	1
03:45		1	1
04:30		1	1
04:45		5	5
05:30		2	2
05:45		3	3
06:00		2	2
06:30		2	2
06:45		1	1
07:00		1	1
07:15		2	2
07:30		1	1
07:45		3	3
08:00		2	2
08:15		3	3
08:30		1	1
08:45		4	4
09:00		4	4
09:15		5	5
09:30		1	1
09:45		2	2
10:00		7	7
10:15		2	2
10:30		2	2
10:45		1	1
11:00		1	1
11:15		1	1
11:30		4	4
12:00		4	4
12:15		1	1
12:30		2	2
12:45		4	4
13:00		1	1
13:15		1	1
13:30		3	3
13:45		4	4
14:00		6	6
14:15		7	7

ORIGIN	DESTINATION 033	Grand Total	
009		93	93
20:45		1	1
21:00		2	2
21:45		1	1
22:00		2	2
22:15		1	1
22:30		2	2
Grand Total		93	93

ORIGIN	DESTINATION 033	Grand Total	
009		154	154
14:45		4	4
15:00		1	1
15:15		1	1
15:30		2	2
15:45		4	4
16:00		1	1
16:15		3	3
16:30		2	2
16:45		1	1
17:00		3	3
17:15		4	4
17:45		1	1
18:15		3	3
19:00		2	2
19:15		1	1
19:45		2	2
20:00		1	1
20:15		2	2
20:30		2	2
21:00		1	1
21:15		1	1
21:30		2	2
22:00		1	1
22:15		1	1
23:00		1	1
23:15		1	1
Grand Total		154	154

CLASS		LV	
ARR15	SITE	033	Grand Total
	009		
00:15	2		2
00:30	1		1
00:45	1		1
01:00	1		1
01:15	3		3
01:30	1		1
01:45	2		2
02:00	2		2
02:30	1		1
02:45	1		1
03:00	1		1
03:15	1		1
03:30	7		7
03:45	8		8
04:00	2		2
04:15	5		5
04:30	4		4
04:45	7		7
05:00	1		1
05:15	11		11
05:30	50		50
05:45	82		82
06:00	14		14
06:15	15		15
06:30	13		13
06:45	11	1	12
07:00	8	2	10
07:15	17		17
07:30	19	1	20
07:45	46		46
08:00	16	1	17
08:15	23		23
08:30	42		42
08:45	37		37
09:00	9	1	10
09:15	13		13
09:30	12	1	13
09:45	16		16
10:00	6		6
10:15	5		5
10:30	3	1	4
10:45	8	1	9
11:00	2		2
11:15	4		4
11:30	12		12
11:45	9		9

CLASS		HV	
ARR15	SITE	033	Grand Total
	009		
00:00	5	1	6
00:15	5	1	6
00:30	1		1
00:45	1		1
01:00	6	1	7
01:15	5		5
01:30	1		1
01:45	4		4
02:00	2	1	3
02:15	3		3
02:45	4		4
03:15	4	1	5
03:30	1		1
03:45	4		4
04:00	2		2
04:15	6		6
04:30	2		2
04:45	3		3
05:00	6		6
05:15	4		4
05:30	3		3
05:45	5		5
06:00	7	1	8
06:15	6		6
06:30	8		8
06:45	12		12
07:00	8	1	9
07:15	8	1	9
07:30	6		6
07:45	5		5
08:00	7		7
08:15	6		6
08:30	6	1	7
08:45	6		6
09:00	8		8
09:15	6		6
09:30	10	1	11
09:45	8	1	9
10:00	6		6
10:15	7		7
10:30	4		4
10:45	12		12
11:00	10	1	11
11:15	5		5
11:30	6		6
11:45	12		12

CLASS		PSV	
ARR15	SITE	Grand Total	
	009		
05:45	1		1
06:00	1		1
06:15	2		2
06:30	1		1
06:45	1		1
07:30	1		1
07:45	1		1
08:00	1		1
08:30	1		1
09:30	1		1
10:15	1		1
10:45	1		1
11:30	3		3
13:15	1		1
14:30	2		2
14:45	1		1
15:15	2		2
15:30	1		1
16:30	2		2
18:00	1		1
18:15	1		1
18:30	1		1
19:30	1		1
21:00	1		1
Grand Total	30		30

ARR15	SITE		Grand Total
	009	033	
12:00	8		8
12:15	5	2	7
12:30	11		11
12:45	10		10
13:00	11		11
13:15	17		17
13:30	34		34
13:45	24		24
14:00	14		14
14:15	11	1	12
14:30	6	2	8
14:45	6		6
15:00	2	1	3
15:15	5		5
15:30	8		8
15:45	8		8
16:00	8		8
16:15	6		6
16:30	4	1	5
16:45	8		8
17:00	3		3
17:15	10		10
17:30	17		17
17:45	11		11
18:00	3		3
18:15	5		5
18:30	3		3
18:45	1		1
19:15	2		2
19:45	3		3
20:00	2		2
20:30	2		2
20:45	1		1
21:00	2		2
21:15	8		8
21:30	9		9
21:45	7		7
22:00	8		8
22:15	10		10
22:45	1		1
23:15	1		1
23:30	2	1	3
23:45	1		1
Grand Total	872	17	889

ARR15	SITE		Grand Total
	009	033	
12:00	8		8
12:15	12		12
12:30	7		7
12:45	8		8
13:00	5		5
13:15	13		13
13:30	8		8
13:45	4		4
14:00	7		7
14:15	7	1	8
14:30	6		6
14:45	10		10
15:00	15	1	16
15:15	8	1	9
15:30	10		10
15:45	8		8
16:00	7		7
16:15	4	1	5
16:30	8		8
16:45	5		5
17:00	9		9
17:15	2		2
17:30	5	1	6
17:45	8	1	9
18:00	9		9
18:15	8		8
18:30	6		6
18:45	9	1	10
19:00	9	1	10
19:15	4		4
19:30	5		5
19:45	3		3
20:00	3		3
20:15	3	1	4
20:30	7		7
20:45	3		3
21:00	6		6
21:15	5	1	6
21:30	3		3
21:45	2		2
22:00	3		3
22:15	5	2	7
22:30	2	1	3
22:45	2		2
23:00	2	1	3
23:15	3		3
23:30	4	1	5
23:45	3		3
Grand Total	549	27	576

ARR15	SITE		Grand Total
	009		

CLASS		LV	
ORIGIN	DESTINATION		Grand Total
034	010		92
03:30		1	1
04:15		1	1
04:45		1	1
05:30		1	1
06:00		2	2
06:15		2	2
06:30		1	1
06:45		2	2
07:00		5	5
07:30		1	1
08:00		1	1
08:15		4	4
08:30		1	1
09:00		1	1
09:45		2	2
10:15		2	2
10:45		2	2
11:15		1	1
11:30		3	3
11:45		2	2
12:00		2	2
12:15		5	5
12:30		3	3
12:45		1	1
13:00		1	1
13:30		3	3
14:00		6	6
14:15		1	1
14:30		1	1
14:45		3	3
15:00		4	4
15:15		1	1
15:30		4	4
16:00		1	1
16:15		1	1
17:00		1	1
17:30		1	1
17:45		1	1
18:15		3	3
18:30		1	1
18:45		1	1
19:00		2	2
19:30		1	1
20:00		1	1
21:00		2	2
22:00		3	3
22:45		1	1
23:30		1	1
Grand Total		92	92

CLASS		HV	
ORIGIN	DESTINATION		Grand Total
034	010		138
00:00		1	1
00:30		1	1
02:00		2	2
02:30		1	1
04:15		1	1
05:15		3	3
05:45		2	2
06:00		2	2
06:30		3	3
06:45		3	3
07:15		2	2
07:30		3	3
07:45		2	2
08:00		1	1
08:15		5	5
08:30		4	4
08:45		1	1
09:00		3	3
09:15		1	1
09:30		5	5
09:45		1	1
10:00		1	1
10:15		2	2
10:30		5	5
10:45		3	3
11:00		3	3
11:15		4	4
11:30		2	2
11:45		3	3
12:00		2	2
12:15		2	2
12:30		3	3
12:45		1	1
13:00		1	1
13:15		1	1
13:30		2	2
13:45		1	1
14:00		2	2
14:15		4	4
14:30		2	2
14:45		3	3
15:00		2	2
15:15		3	3
15:30		2	2
15:45		2	2
16:00		3	3
16:15		1	1
16:30		5	5
16:45		4	4
17:15		2	2
17:45		4	4

ORIGIN	DESTINATION		
	010	Grand Total	
034		92	92

ORIGIN	DESTINATION		
	010	Grand Total	
034		138	138
18:00		3	3
18:15		2	2
19:30		1	1
19:45		2	2
20:15		1	1
20:30		1	1
20:45		1	1
21:15		2	2
21:45		1	1
23:15		1	1
23:45		1	1
Grand Total		138	138

CLASS	LV		
	SITE		
ARRIVAL	010	034	Grand Total
00:00	9	1	10
00:15	1		1
00:30	2	1	3
00:45	1	1	2
01:00		1	1
01:15	4		4
01:30		2	2
02:00	5		5
02:15	1	1	2
02:30		1	1
03:15		2	2
03:30	1		1
03:45	3		3
04:00		1	1
04:15	6		6
04:30	2	1	3
05:00	1		1
05:15	1		1
05:30	7		7
05:45	4		4
06:00	46		46
06:15	8		8
06:30	11		11
06:45	7		7
07:00	5	1	6
07:15	6		6
07:30	3	1	4
07:45	6		6
08:00	3		3
08:15	8		8
08:30	5	1	6
08:45	6	1	7
09:00	6		6
09:15	4		4
09:30	6		6
09:45	11		11
10:00	7	1	8
10:15	6		6
10:30	5	1	6
10:45	3	1	4
11:00	9		9
11:15	3	3	6
11:30	4		4
11:45	8		8
12:00	21		21
12:15	9	1	10
12:30	12		12
12:45	12		12
13:00	8		8
13:15	7		7
13:30	11		11
13:45	5		5
14:00	62		62
14:15	20		20
14:30	10		10
14:45	15		15
15:00	18	1	19
15:15	9		9
15:30	5		5
15:45	9		9
16:00	53	1	54
16:15	10		10
16:30	14		14
16:45	15		15
17:00	48		48

CLASS	HV		
	SITE		
ARRIVAL	010	034	Grand Total
00:00		2	2
00:15		2	2
00:30		1	1
00:45		2	2
01:15		2	2
01:30		4	4
01:45		6	6
02:00		3	3
02:15		2	2
02:30		2	2
02:45		1	1
03:00		2	2
03:15		1	1
03:30		1	1
04:00		5	5
04:30		2	2
04:45		6	6
05:00		2	2
05:15		2	2
05:30		4	5
05:45		4	4
06:00		2	3
06:15		3	3
06:30		6	6
06:45		7	7
07:00		2	2
07:15		9	9
07:30		8	8
07:45		7	7
08:00		11	11
08:15		7	8
08:30		10	10
08:45		11	11
09:00		6	6
09:15		1	1
09:30		9	9
09:45		4	5
10:00		8	8
10:15		8	8
10:30		2	2
10:45		7	7
11:00		4	4
11:15		8	9
11:30		7	7
11:45		8	8
12:00		7	7
12:15		7	9
12:30		12	13
12:45		6	6
13:00		13	14
13:15		5	5
13:30		7	8
13:45		12	13
14:00		12	12
14:15		3	3
14:30		8	8
14:45		9	10
15:00		9	10
15:15		11	11
15:30		6	7
15:45		10	10
16:00		6	6
16:15		6	7
16:30		11	11
16:45		4	6

CLASS	PSV	
	SITE	
ARRIVAL	010	Grand Total
05:00	1	1
05:30	1	1
05:45	2	2
06:00	1	1
06:15	2	2
06:30	1	1
06:45	1	1
07:30	1	1
07:45	2	2
08:00	2	2
08:15	1	1
08:30	1	1
09:15	2	2
09:30	2	2
09:45	2	2
10:00	1	1
10:15	1	1
10:30	1	1
10:45	2	2
11:15	2	2
11:30	3	3
11:45	1	1
12:15	2	2
12:45	2	2
13:15	2	2
14:15	2	2
14:30	2	2
14:45	2	2
15:15	3	3
15:30	1	1
15:45	2	2
16:15	2	2
16:30	2	2
16:45	2	2
17:15	2	2
17:45	2	2
18:15	3	3
18:30	1	1
18:45	1	1
19:15	1	1
19:30	1	1
21:00	1	1
22:15	1	1
23:15	1	1
Grand Total	71	71

ARRIVAL	SITE		Grand Total
	010	034	
17:15	12		12
17:30	25		25
17:45	18		18
18:00	59		59
18:15	10		10
18:30	12		12
18:45	5		5
19:00	6		6
19:15	1		1
19:30	1		1
19:45	1		1
20:00	4		4
20:30	1		1
20:45	2		2
21:00	2	1	3
21:15	2		2
21:30	4		4
21:45	6		6
22:00	53	1	54
22:15	5		5
22:30	8		8
22:45	1		1
23:00	4		4
23:15	4		4
23:30	1	1	2
23:45	3		3
Grand Total	857	28	885

ARRIVAL	SITE		Grand Total
	010	034	
17:00	6	1	7
17:15	9	1	10
17:30	6	1	7
17:45	7		7
18:00	9		9
18:15	1		1
18:30	7		7
18:45	7	2	9
19:00	5	2	7
19:15	3	1	4
19:30	8	1	9
19:45	5		5
20:00	5		5
20:15	3		3
20:30	5		5
20:45	5		5
21:00	7	1	8
21:15	9	1	10
21:30	5	1	6
21:45	4	2	6
22:15		1	1
22:30	1		1
22:45	3	1	4
23:00	2		2
23:15	1	1	2
23:30	3		3
23:45	3		3
Grand Total	504	34	538

ARRIVAL	SITE		Grand Total
	010	Grand Total	

CLASS	LV
-------	----

ORIGIN	DESTINATION															Grand Total
	001	003	005	007	009	011	015	017	019	021	023	025	027	029	031	
002	65	402	180	2285	155	2176	78	19	7	21	148	77	105	6	2	5726
004	428	14	3	25	1	109	3	1			139	3	2		3	731
006	147	3	42	980	43	202	6	4		2	274	5	8	15	1	1732
008	2194	25	1223	71	307	2396	174	43	9	40	2017	114	133	20	5	8771
010	168		27	242	13	99	5	9	5	17	199	1	5	5	1	796
012	2418	89	236	1846	103	27	111	1	3	3	99	50	74	3	3	5066
014	84	3	2	145	2	102	2	2		1	196	2	13			554
016	6	1	1	5	1	2	1		1	1	2	1		4		26
018	10	10	4	34	5	3	5	1	2	6	10	5	3			98
020	8			4	3	3		3		2	2	2	1			28
022	26		1	27	11	5	3	2		2	36	1				114
024	185	111	295	1922	207	89	166	11	6	30	58	128	119	4		3331
026	79		7	98		50	2	7		4	144	1	1		2	395
028	102	1	5	132	3	76	15				139		1			474
030	6		15	9	3	5	6				1		4	1		50
032	2	1	1	8		3		1			2					18
Grand Total	5928	660	2042	7833	857	5347	577	104	33	129	3466	390	469	58	17	27910

CLASS	HV
-------	----

ORIGIN	DESTINATION														Grand Total
	001	003	005	007	009	011	015	019	023	025	027	029	031		
002	34	119	38	1031	113	310	48	36	4	1	1	33	44	1812	
004	114	9	4	77	1	21	1						29	256	
006	34	1	8	475	21	35	8	3	3			8	4	600	
008	776	53	525	70	372	379	105	47	10	3		115	87	2542	
010	105	1	55	203	9	36	11	20	2			26	7	475	
012	434	12	52	314	52	5	13	7	5			14	11	919	
014	1													1	
016	71	1	3	86	33	26	22	6	1	1		52	9	311	
020	24			35	15	4	3	1	2			1	1	86	
022				1										1	
024	13	2	3	47		4	3		6			1		79	
026													3	3	
030	19		12	90	24	13	60	4				14	7	243	
032	54	21	2	81	13	17	7	2				1	12	210	
Grand Total	1679	219	702	2510	653	850	281	126	33	5	1	265	214	7538	

CLASS	PSV
-------	-----

ORIGIN	DESTINATION							Grand Total	
	001	003	005	007	009	011	023		
002		1	2		6		4	13	
004					2	1		8	
006					7	5	3	1	
008		6		5		11	4	2	
010		1		8	10		6	19	
012		6	1	4	9	8		11	
016					1				
024			12	2	5	13	14		
Grand Total		14	15	19	40	38	31	41	198

CLASS LV
 from 34 ✓

ORIGIN	DESTINATION											Grand Total
	001	005	007	009	011	017	021	023	027	029	031	
010	11	4	16	5	10	8	1	22	2	3	1	83
03:30						1						1
04:15				1								1
04:45								1				1
05:30						1						1
06:00	2											2
06:15					1							1
06:30		1										1
06:45					1			1				2
07:00	1			1	1			2				5
07:30		1										1
08:00				1								1
08:15					1	1		2				4
08:30					1							1
09:00			1									1
09:45	1			1								2
10:15		1						1				2
10:45					1							1
11:00							1					1
11:15			1									1
11:30	1							1	1			3
11:45			1								1	2
12:00					1					1		2
12:15	1		1					2		1		5
12:30								2				2
13:00			2									2
13:30		1				1						2
13:45	1											1
14:00			1		1			3				5
14:15			1			1						2
14:45			1		1					1		3
15:00			2					2				4
15:15	1											1
15:30			3	1								4
16:15						1						1
17:00								1				1
17:45						1						1
18:00								1				1
18:15			1					1				2
18:45					1							1
19:00	1							1				2
19:30						1						1
20:00									1			1
21:00			1									1
22:00	1							1				2
22:45	1											1
Grand Total	11	4	16	5	10	8	1	22	2	3	1	83

CLASS	HV
from 34	✓

ORIGIN	DESTINATION							Grand Total
	001	003	005	007	011	015	029	
010	27	1	11	56	5	1	2	103
00:00				1				1
00:30				1				1
02:00				1			1	2
02:30	1							1
04:15	1							1
05:15	1	1		1				3
05:45				1				1
06:00				1				1
06:30				1				1
06:45	3							3
07:15	1							1
07:30			1	2				3
08:00	2							2
08:15	2		1	1				4
08:30				1	2			3
09:00			2					2
09:15				1				1
09:30	1			3				4
09:45						1		1
10:00				1				1
10:15			1					1
10:30	2		1	1				4
10:45				4				4
11:00				1	1			2
11:15	1		1	2				4
11:30				2				2
11:45	1		1	1				3
12:00			1	1				2
12:30	2		1				1	4
12:45	1							1
13:15			1					1
13:30				1				1
14:00	1			1				2
14:15				2				2
14:30				2				2
14:45	1				1			2
15:00				1				1
15:15				1				1
15:30				1				1
15:45				1				1
16:00	1							1
16:15	2							2
16:30	1			3				4
16:45				2				2
17:00				1				1
17:45				1				1
18:00				1				1
18:15				2				2
19:00				1				1
19:30	1							1
19:45				1				1
20:00				1				1
20:15				1				1
20:30				1				1
20:45					1			1
21:15				1				1
21:30				1				1
21:45				1				1
23:15	1							1
Grand Total	27	1	11	56	5	1	2	103

CLASS LV
to 33 ✓

ORIGIN	DESTINATION 009	Grand Total	
002		17	17
06:30		1	1
06:45		2	2
08:30		2	2
10:30		1	1
10:45		1	1
11:15		1	1
11:30		1	1
11:45		1	1
12:30		1	1
12:45		1	1
13:45		1	1
18:30		1	1
18:45		1	1
21:45		1	1
22:00		1	1
006		16	16
03:15		1	1
05:15		1	1
06:45		1	1
07:15		1	1
08:00		1	1
08:15		1	1
09:45		1	1
11:15		1	1
11:45		1	1
12:15		1	1
13:15		1	1
14:00		1	1
16:00		1	1
17:30		1	1
19:15		1	1
22:00		1	1
008		17	17
03:30		1	1
06:00		1	1
07:15		1	1
08:30		2	2
09:30		1	1
10:15		1	1
10:30		1	1
10:45		1	1
11:00		1	1
12:30		1	1
12:45		1	1

CLASS HV
to 33 ✓

ORIGIN	DESTINATION 009	Grand Total	
002		30	30
00:45		1	1
01:30		1	1
03:00		1	1
03:45		1	1
04:45		2	2
05:30		2	2
05:45		1	1
06:00		1	1
06:30		1	1
07:00		1	1
07:30		1	1
07:45		1	1
08:00		1	1
08:45		1	1
09:15		1	1
09:45		1	1
10:00		1	1
10:45		1	1
12:00		1	1
12:45		2	2
14:15		1	1
19:15		1	1
20:00		1	1
20:15		1	1
20:45		1	1
21:15		1	1
22:00		1	1
006		9	9
06:45		1	1
08:00		1	1
08:45		2	2
10:00		1	1
10:15		1	1
11:30		1	1
12:15		1	1
12:45		1	1
008		95	95
00:30		1	1
01:15		1	1
01:30		1	1
04:30		1	1
04:45		2	2
05:30		1	1
05:45		1	1

ORIGIN	DESTINATION 009	Grand Total	
002		17	17
14:45		2	2
17:15		1	1
21:00		1	1
22:15		1	1
012		6	6
05:45		2	2
12:00		1	1
13:30		1	1
15:15		1	1
22:30		1	1
018		4	4
10:15		1	1
10:45		1	1
12:00		1	1
20:45		1	1
020		1	1
06:15		1	1
024		25	25
02:30		1	1
04:15		1	1
04:45		1	1
05:30		3	3
06:30		2	2
06:45		1	1
07:30		1	1
07:45		1	1
08:15		1	1
08:30		1	1
09:45		1	1
10:15		1	1
11:45		1	1
12:15		1	1
13:15		2	2
13:30		1	1
15:15		1	1
18:00		1	1
18:45		1	1
21:00		1	1
22:30		1	1
030		1	1
08:30		1	1
Grand Total		87	87

ORIGIN	DESTINATION 009	Grand Total	
002		30	30
06:30		1	1
07:00		1	1
07:15		1	1
07:45		2	2
08:00		1	1
08:30		1	1
08:45		3	3
09:00		1	1
09:15		4	4
09:30		1	1
09:45		2	2
10:00		2	2
10:30		2	2
11:00		1	1
11:30		2	2
12:00		3	3
12:30		1	1
12:45		1	1
13:00		2	2
13:15		1	1
13:30		3	3
13:45		3	3
14:00		6	6
14:15		5	5
14:45		3	3
15:00		1	1
15:15		1	1
15:30		2	2
15:45		4	4
16:00		1	1
16:15		3	3
16:30		2	2
17:00		2	2
17:15		4	4
17:45		1	1
18:15		3	3
18:45		1	1
19:00		1	1
19:45		2	2
20:30		2	2
21:30		1	1
22:00		1	1
23:00		1	1
23:15		1	1
012		4	4
07:30		1	1
11:15		1	1
12:30		1	1
13:45		1	1
016		4	4
08:00		1	1
09:00		1	1
09:45		1	1
10:00		1	1
020		1	1
14:15		1	1
032		1	1
00:45		1	1
Grand Total		144	144

CLASS	LV
-------	----

ORIGIN	DESTINATION															Grand Total
	001	003	005	007	011	015	017	019	021	023	025	027	029	031	033	
002	76	402	183	2290	2176	78	19	10	23	153	77	105	6	2	17	5617
004	428	14	3	25	109	3	1			139	3	2		3		730
006	150	3	45	985	205	6	6		2	276	5	8	14	1	17	1723
008	2200	25	1249	86	2404	175	43	9	41	2023	115	135	20	5	15	8545
012	2422	89	240	1848	33	112	1	3	3	100	50	74	5	3	6	4989
014	84	3	2	145	102	2	2		1	196	2	13				552
016	6	1	1	6	2	1		1	1	2	1		4			26
018	10	10	4	34	3	5	1	2	7	10	5	3			4	98
020	8			4	3		3		2	2	2	1			1	26
022	29		1	27	5	3	2		2	36	1					106
024	192	111	297	1925	90	166	11	6	31	69	128	120	4		25	3175
026	79		7	98	50	2	7		4	144	1	1		2		395
028	102	1	5	133	77	15				140		1				474
030	6		15	8	6	6				1		4	2		1	49
032	2	1	1	8	3		1			2						18
034	15		3	16	11	1	8		1	25		2	4	1	8	95
Grand Total	5809	660	2056	7638	5279	575	105	31	118	3318	390	469	59	17	94	26618

CLASS	HV
-------	----

ORIGIN	DESTINATION													Grand Total
	001	003	005	007	011	015	019	023	025	027	029	031	033	
002	47	119	40	1036	313	49	39	4	1	1	32	44	32	1757
004	114	9	4	77	21	1	1					29		256
006	35	1	11	475	36	8	3	3			9	5	9	595
008	790	54	544	91	385	106	56	10	3		124	87	99	2349
012	439	12	56	322	9	14	9	5			14	11	4	895
014	1													1
016	72	1	3	85	26	38	5	1	1		49	11	4	296
020	24			36	4	3	4	2			1	2	1	77
022				1										1
024	13	2	3	47	4	3		6			1			79
026												3		3
030	20		13	93	13	59	4				29	7		238
032	54	21	2	88	17	7	4				2	12	1	208
034	27	1	11	59	5	1					3		3	110
Grand Total	1636	220	687	2410	833	289	125	31	5	1	264	211	153	6865

CLASS	PSV
-------	-----

ORIGIN	DESTINATION						Grand Total
	001	003	005	007	011	023	
002		1	2		6	4	13
004					2	1 12	15
006		1			8	4 2	15
008		6		6	1	4 10	27
012		6	1	9	9	14	39
016					1		1
024			12	2	13	19	46
Grand Total		14	15	17	40	32 38	156

ORIGIN	DESTINATION													Grand Total
	001	005	007	011	015	017	019	021	023	025	027	029	033	
002	10	3	4				3	2	5				16	43
12:00													1	1
13:00								1						1
20:45													1	1
020													1	1
06:15													1	1
022	3													3
06:00	2													2
16:45	1													1
024	7	2	3	1				1	11		1		25	51
02:30													1	1
04:15													1	1
04:45													1	1
05:30											1		3	4
05:45		1							1					2
06:30													2	2
06:45													1	1
07:15		1												1
07:30	2												1	3
07:45	1												1	2
08:00									1					1
08:15	3								1				1	5
08:30													1	1
09:45													1	1
10:15													1	1
11:30	1								1					2
11:45			1										1	2
12:15													1	1
13:15													2	2
13:30				1									1	2
13:45			1											1
14:30									1					1
14:45									1					1
15:15													1	1
16:45									1					1
17:15								1						1
17:30			1						1					2
18:00													1	1
18:45													1	1
21:00													1	1
22:15									2					2
22:30													1	1
23:15									1					1
028			1	1					1					3
14:00									1					1
15:45			1											1
16:45				1										1
030				1								1	1	3

ORIGIN	DESTINATION													Grand Total
	001	005	007	011	015	017	019	021	023	025	027	029	033	
002	10	3	4				3	2	5				16	43
08:30													1	1
08:45				1										1
14:45												1		1
034	1		1						1				1	4
04:15									1					1
07:00													1	1
13:30	1													1
15:30			1											1
Grand Total	34	38	33	22	2	2	3	5	27	1	3	3	84	257

ORIGIN	DESTINATION											Grand Total
	001	003	005	007	011	015	019	029	031	033		
002	13		2	4	3	1	3			31	57	
11:15										1	1	
11:30					1						1	
12:30										1	1	
13:15				1			1				2	
13:45	1									1	2	
14:30	1										1	
15:15			1								1	
16:00			1								1	
16:45	1										1	
17:00					1						1	
17:15	1										1	
17:30				1							1	
18:15				2							2	
19:00			1								1	
19:30					1						1	
22:30			1								1	
016	1			1		15		1		4	22	
01:15						1					1	
02:15						1					1	
03:45						1					1	
04:00	1										1	
04:45						1					1	
06:30						1					1	
08:00										1	1	
08:30								1			1	
09:00										1	1	
09:15				1							1	
09:45										1	1	
10:00										1	1	
11:30						1					1	
11:45						1					1	
12:30						1					1	
15:15						1					1	
16:30						1					1	
18:45						1					1	
19:15						1					1	
21:30						1					1	
21:45						1					1	
22:00						1					1	
020				1			3			1	5	
08:15							1				1	
11:00				1							1	
11:15							1				1	
14:15										1	1	
17:45							1				1	
030			1	3		1	2	12			19	
02:15				1							1	

ORIGIN	DESTINATION											Grand Total
	001	003	005	007	011	015	019	029	031	033		
002	13		2	4	3	1	3			31		57
06:45				2								2
08:00							1					1
08:45								1				1
09:00								1				1
10:30								1				1
11:00								1				1
11:30			1									1
12:15						1		1				2
12:45								1				1
13:15								1				1
14:15								1				1
18:45							1	1				2
19:30								1				1
19:45								1				1
20:30								1				1
032				7			1	1	3	1		13
00:45										1		1
01:00				1								1
03:45								1				1
07:30				1								1
08:15									1			1
09:30				1					1			2
12:00									1			1
21:00				1			1					2
21:15				1								1
21:45				1								1
23:15				1								1
Grand Total	34	1	29	46	14	19	20	24	5	146		338

CLASS	PSV
VIA 9	✓

ORIGIN	DESTINATION					Grand Total
	001	005	007	011	023	
004				1		1
06:00				1		1
006	1		1	2		4
05:45			1			1
06:45	1					1
17:45				1		1
18:15				1		1
008		1	1		8	10
08:00					1	1
09:45					1	1
10:45					1	1
11:30					1	1
14:30					1	1
15:15					1	1
18:30					1	1
19:15			1			1
19:30					1	1
21:00		1				1
012		5			3	8
07:45		1				1
09:00		1				1
10:45					1	1
11:15					1	1
13:15		1				1
16:15					1	1
18:45		1				1
19:15		1				1
024			8	5		13
06:00			1			1
07:15			1			1
08:30				1		1
09:30			1			1
10:15			1			1
11:30			1	1		2
13:00				1		1
14:15			1			1
14:45				1		1
15:15				1		1
15:30			1			1
16:15			1			1
Grand Total	1	6	10	8	11	36

CLASS	LV
VIA 10	✓

ORIGIN	DESTINATION														Grand Total
	001	005	007	011	015	017	019	021	023	025	027	029	031	033	
002	11	3	4					3	1	5					27
00:15		1								1					2
03:45			1												1
08:00	1														1
08:30		1													1
08:45			1												1
09:00										1					1
09:15							1								1
09:30	1														1
10:00	1														1
10:30								1							1
11:00	1														1
12:00			2				1								3
12:45	1														1
13:00	1														1
13:30										1					1
13:45	1									1					2
15:15		1													1
15:30	2														2
16:30										1					1
16:45	1														1
18:30							1								1
22:00	1														1
006	3	2	5	5		2				2					19
05:30				1											1
06:00										1					1
06:30				1											1
07:30		1													1
08:15		1													1
09:45	1														1
10:15						1									1
11:45			1												1
12:45	1														1
14:00			1	1											2
14:15			1												1
15:30				1											1
15:45			1												1
16:00	1									1					2
20:45						1									1
22:00			1												1
23:15				1											1
008	6	25	18	9	1			1	7	1	2			1	71
00:15		1													1
01:15		2	1												3
01:30		1													1
01:45		1													1
05:15			1												1
05:30	1	1						1							3
05:45		1													1
06:00													1		1
06:15											1				1

ANNEX E

Tesco Rail Terminal - 0600 22/6/2016- 0600 23/6/2016

Time	HGVs arriving with container	HGVs arriving without container	HGVs leaving with container	HGVs leaving without container	HGVs Arriving total	HGVs Leaving Total
06:00	0	0	0	0	0	0
06:15	3	1	2	1	4	3
06:30	4	1	2	1	5	3
06:45	2	0	3	0	2	3
H/Total	9	2	7	2	11	9
07:00	0	0	2	0	0	2
07:15	0	0	0	0	0	0
07:30	1	0	0	0	1	0
07:45	0	0	0	0	0	0
H/Total	1	0	2	0	1	2
08:00	0	0	0	0	0	0
08:15	3	0	3	0	3	3
08:30	1	0	1	0	1	1
08:45	2	1	1	1	3	2
H/Total	6	1	5	1	7	6
09:00	4	0	3	0	4	3
09:15	2	0	2	0	2	2
09:30	3	0	3	0	3	3
09:45	2	0	3	0	2	3
H/Total	11	0	11	0	11	11
10:00	2	0	2	0	2	2
10:15	0	2	1	2	2	3
10:30	1	0	0	1	1	1
10:45	0	0	0	0	0	0
H/Total	3	2	3	3	5	6
11:00	0	0	0	0	0	0
11:15	1	0	0	0	1	0
11:30	1	1	0	0	2	0
11:45	0	0	1	1	0	2
H/Total	2	1	1	1	3	2
12:00	0	0	2	0	0	2
12:15	0	0	0	0	0	0
12:30	1	0	0	0	1	0
12:45	0	1	0	0	1	0
H/Total	1	1	2	0	2	2
13:00	1	0	0	0	1	0
13:15	0	0	1	0	0	1
13:30	1	1	2	0	2	2
13:45	2	0	1	1	2	2
H/Total	4	1	4	1	5	5
14:00	1	0	0	0	1	0
14:15	0	0	1	0	0	1
14:30	2	0	0	0	2	0
14:45	2	0	1	2	2	3
H/Total	5	0	2	2	5	4
15:00	0	2	2	1	2	3
15:15	1	0	1	0	1	1
15:30	2	0	0	3	2	3
15:45	3	0	0	0	3	0
H/Total	6	2	3	4	8	7
16:00	0	2	1	2	2	3
16:15	0	3	3	1	3	4
16:30	1	2	3	1	3	4
16:45	0	0	1	0	0	1
H/Total	1	7	8	4	8	12
17:00	0	2	0	0	2	0
17:15	0	1	0	2	1	2
17:30	0	1	0	2	1	2
17:45	0	0	0	0	0	0
H/Total	0	4	0	4	4	4
18:00	0	0	0	0	0	0
18:15	0	1	0	1	1	1
18:30	0	0	0	0	0	0
18:45	0	0	0	0	0	0
H/Total	0	1	0	1	1	1
19:00	0	0	0	0	0	0
19:15	0	2	0	0	2	0
19:30	0	0	0	1	0	1
19:45	0	0	0	1	0	1
H/Total	0	2	0	2	2	2

Time	HGVs arriving with container	HGVs arriving without container	HGVs leaving with container	HGVs leaving without container	HGVs Arriving total	HGVS Leaving Total
20:00	1	0	0	0	1	0
20:15	0	1	1	0	1	1
20:30	0	0	0	0	0	0
20:45	0	1	0	1	1	1
H/Total	1	2	1	1	3	2
21:00	0	0	0	1	0	1
21:15	0	1	0	1	1	1
21:30	0	0	0	0	0	0
21:45	0	0	0	0	0	0
H/Total	0	1	0	2	1	2
22:00	0	0	0	0	0	0
22:15	0	0	0	0	0	0
22:30	0	0	0	0	0	0
22:45	0	0	0	0	0	0
H/Total	0	0	0	0	0	0
23:00	1	0	1	0	1	1
23:15	1	0	0	0	1	0
23:30	0	1	1	0	1	1
23:45	0	0	0	1	0	1
H/Total	2	1	2	1	3	3
00:00	2	0	1	0	2	1
00:15	3	0	2	0	3	2
00:30	3	0	3	0	3	3
00:45	1	0	2	0	1	2
H/Total	9	0	8	0	9	8
01:00	2	0	3	0	2	3
01:15	3	0	3	0	3	3
01:30	3	0	2	0	3	2
01:45	4	0	4	0	4	4
H/Total	12	0	12	0	12	12
02:00	2	0	2	0	2	2
02:15	5	0	4	0	5	4
02:30	2	0	4	0	2	4
02:45	1	0	1	0	1	1
H/Total	10	0	11	0	10	11
03:00	0	3	0	2	3	2
03:15	1	1	3	0	2	3
03:30	0	0	0	0	0	0
03:45	0	1	0	0	1	0
H/Total	1	5	3	2	6	5
04:00	0	0	1	0	0	1
04:15	0	1	1	0	1	1
04:30	2	0	0	0	2	0
04:45	1	1	1	0	2	1
H/Total	3	2	3	0	5	3
05:00	2	1	4	1	3	5
05:15	3	0	4	0	3	4
05:30	1	1	1	1	2	2
05:45	0	1	0	1	1	1
H/Total	6	3	9	3	9	12
Total	93	38	97	34	131	131

Sainsbury's Rail Terminal - 0600 22/6/2016- 0600 23/6/2016

Time	HGVs arriving with container	HGVs arriving without container	HGVs leaving with container	HGVs leaving without container	Total HGVs arriving	Total HGVs leaving
06:00	1	0	0	0	1	0
06:15	0	0	0	0	0	0
06:30	0	0	2	0	0	2
06:45	0	0	0	0	0	0
H/Total	1	0	2	0	1	2
07:00	1	0	0	0	1	0
07:15	3	0	1	0	3	1
07:30	3	0	1	0	3	1
07:45	1	0	3	0	1	3
H/Total	8	0	5	0	8	5
08:00	0	0	1	0	0	1
08:15	1	0	2	0	1	2
08:30	0	0	1	0	0	1
08:45	3	0	0	0	3	0
H/Total	4	0	4	0	4	4
09:00	1	0	2	0	1	2
09:15	0	0	0	0	0	0
09:30	1	0	2	0	1	2
09:45	0	0	1	0	0	1
H/Total	2	0	5	0	2	5
10:00	n/a	n/a	n/a	n/a	0	0
10:15	3	0	0	0	3	0
10:30	3	0	2	0	3	2
10:45	0	0	4	0	0	4
H/Total	6	0	6	0	6	6
11:00	0	1	0	0	1	0
11:15	0	0	1	0	0	1
11:30	1	0	0	0	1	0
11:45	1	1	1	0	2	1
H/Total	2	2	2	0	4	2
12:00	0	0	2	0	0	2
12:15	0	0	0	0	0	0
12:30	0	0	0	0	0	0
12:45	1	0	0	0	1	0
H/Total	1	0	2	0	1	2
13:00	1	0	1	0	1	1
13:15	3	0	2	0	3	2
13:30	0	0	2	0	0	2
13:45	0	0	0	0	0	0
H/Total	4	0	5	0	4	5
14:00	1	0	0	0	1	0
14:15	1	1	1	0	2	1
14:30	1		2		1	2
14:45	1	0	1	0	1	1
H/Total	4	1	4	0	5	4
15:00	2	0	1	0	2	1
15:15	5	1	2	1	6	3
15:30	0	1	2	1	1	3
15:45	0	0	2	0	0	2
H/Total	7	2	7	2	9	9
16:00	3	1	3	0	4	3
16:15	1	0	1	0	1	1
16:30	0	1	2	0	1	2
16:45	0	0	1	0	0	1
H/Total	4	2	7	0	6	7
17:00	0	0	0	0	0	0
17:15	0	0	0	0	0	0
17:30	0	0	0	0	0	0

Time	HGVs arriving with container	HGVs arriving without container	HGVs leaving with container	HGVs leaving without container	Total HGVs arriving	Total HGVs leaving
17:45	0	0	0	0	0	0
H/Total	0	0	0	0	0	0
18:00	0	0	0	0	0	0
18:15	1	1	0	0	2	0
18:30	0	0	1	0	0	1
18:45	0	0	1	0	0	1
H/Total	1	1	2	0	2	2
19:00	1	0	0	0	1	0
19:15	0	1	1	0	1	1
19:30	0	0	0	0	0	0
19:45	1	0	0	0	1	0
H/Total	2	1	1	0	3	1
20:00	0	0	1	0	0	1
20:15	1	0	0	0	1	0
20:30	4	0	1	0	4	1
20:45	0	0	2	0	0	2
H/Total	5	0	4	0	5	4
21:00	0	0	1	0	0	1
21:15	1	0	1	0	1	1
21:30	1	0	1	0	1	1
21:45	0	0	1	0	0	1
H/Total	2	0	4	0	2	4
22:00	0	0	0	0	0	0
22:15	0	0	0	0	0	0
22:30	0	0	0	0	0	0
22:45	2	0	0	0	2	0
H/Total	2	0	0	0	2	0
23:00	2	0	1	0	2	1
23:15	2	0	2	0	2	2
23:30	0	0	2	0	0	2
23:45	0	0	1	0	0	1
H/Total	4	0	6	0	4	6
00:00	0	0	0	0	0	0
00:15	1	0	0	0	1	0
00:30	0	0	0	0	0	0
00:45	2	0	1	0	2	1
H/Total	3	0	1	0	3	1
01:00	0	1	2	0	1	2
01:15	0	0	1	0	0	1
01:30	0	0	0	0	0	0
01:45	1	0	1	0	1	1
H/Total	1	1	4	0	2	4
02:00	0	0	1	0	0	1
02:15	2	0	1	0	2	1
02:30	1	0	1	0	1	1
02:45	1	0	1	0	1	1
H/Total	4	0	4	0	4	4
03:00	1	0	1	0	1	1
03:15	0	0	1	0	0	1
03:30	1	0	0	0	1	0
03:45	1	1	3	0	2	3
H/Total	3	1	5	0	4	5
04:00	1	0	0	0	1	0
04:15	0	0	1	0	0	1
04:30	1	0	1	0	1	1
04:45	0	0	0	0	0	0
H/Total	2	0	2	0	2	2
05:00	0	0	0	0	0	0
05:15	1	0	0	0	1	0
05:30	0	0	1	0	0	1
05:45	0	0	0	0	0	0
H/Total	1	0	1	0	1	1
Total	64	10	72	2	74	74

ANNEX F

wkt_geom	DIRFT	Side of M1	Address	POSTCODE	USE	NIA_m2
Point (-1.1)	DIRFT	West of M1	DAINTREE WIND FARM, CELTIC WAY, DIRFT, NORTHANTS, NN6 7GW	NN6 7GW	WIND FARM AND PREMISES	0
Point (-1.1)	DIRFT	West of M1	DAVENTRY INTERNATIONAL RAIL FREIGHT TERMINAL, RAILPORT APPROACH, DIRFT, NORTHANTS, NN6 7EL	NN6 7EL	RAIL FREIGHT TERMINAL	0
Point (-1.1)	DIRFT	West of M1	DIDC2, CELTIC WAY, DIRFT, NORTHANTS, NN6 7GW	NN6 7GW	WAREHOUSE AND PREMISES	28042.24
Point (-1.1)	DIRFT	West of M1	EXEL UK LTD, DANES WAY, DIRFT, NORTHANTS, NN6 7FT	NN6 7FT	WAREHOUSE AND PREMISES	46751.9
Point (-1.1)	DIRFT	West of M1	GASREC BIO LNG STATION, DIRFT, NORTHANTS, NN6 7BZ	NN6 7BZ	BIO-LNG FILLING STATION AND PREMISES	0
Point (-1.1)	DIRFT	West of M1	IBIS HOTEL (RUGBY EAST), THE PARKLANDS, CRICK, NORTHAMPTON, NN6 7EX	NN6 7EX	HOTEL AND PREMISES	0
Point (-1.1)	DIRFT	West of M1	INGRAM MICRO (UK) LTD, PARKLANDS, DIRFT, NORTHANTS, NN6 7EX	NN6 7EX	WAREHOUSE AND PREMISES	26129.5
Point (-1.1)	DIRFT	West of M1	PLOT E1, DANES WAY, DIRFT, NORTHANTS, NN6 7GX	NN6 7GX	WAREHOUSE AND PREMISES	21026.3
Point (-1.1)	DIRFT	West of M1	PLOT E3, DIRFT, NORTHANTS, NN6 7GX	NN6 7GX	WAREHOUSE AND PREMISES	13074.6
Point (-1.1)	DIRFT	West of M1	ROYAL MAIL, DANES WAY, DIRFT, NORTHANTS, NN6 7DD	NN6 7DD	WAREHOUSE AND PREMISES	24812.4
Point (-1.1)	DIRFT	West of M1	TESCO DAVENTRY 1, SAXON DRIVE, DIRFT, NORTHANTS, NN6 7EA	NN6 7EA	WAREHOUSE AND PREMISES	70714.2
Point (-1.1)	DIRFT	West of M1	TESCO FROZEN/POWER LOGISTICS, DANES WAY, DIRFT, NORTHANTS, NN6 7FT	NN6 7FT	WAREHOUSE AND PREMISES	30766.91
Point (-1.1)	DIRFT	West of M1	THE PANTHER GROUP, PARKLANDS, DIRFT, NORTHANTS, NN6 7EX	NN6 7EX	WAREHOUSE AND PREMISES	4347.1
Point (-1.1)	DIRFT	West of M1	TIBBETT AND BRITTEN DIDCI, RAILPORT APPROACH, DIRFT, NORTHANTS, NN6 7EL	NN6 7EL	WAREHOUSE AND PREMISES	48297.7
Point (-1.1)	DIRFT	West of M1	UNIT D, DANES WAY, DIRFT, NORTHANTS, NN6 7GX	NN6 7GX	WAREHOUSE AND PREMISES	36147.38
Point (-1.1)	DIRFT	West of M1	UNIT E, DANES WAY, DIRFT, NORTHANTS, NN6 7GX	NN6 7GX	WAREHOUSE AND PREMISES	13423.9
Point (-1.1)	DIRFT	West of M1	UNITS A B & C, RAILPORT APPROACH, DIRFT, NORTHANTS, NN6 7EL	NN6 7EL	WAREHOUSE AND PREMISES	41817.4
Point (-1.1)	DIRFT	West of M1	W H MALCOLM, CELTIC WAY, DIRFT, NORTHANTS, NN6 7GW	NN6 7GW	WAREHOUSE AND PREMISES	28968.1
Point (-1.1)	No	East of M1	COSTCO, DOCKHAM WAY, CRICK, NORTHAMPTON, NN6 7TZ	NN6 7TZ	WAREHOUSE AND PREMISES	36726.22
Point (-1.1)	No	East of M1	DUKES TRANSPORT LTD, ELDON WAY, CRICK, NORTHAMPTON, NN6 7SL	NN6 7SL	WAREHOUSE AND PREMISES	1918.12
Point (-1.1)	No	East of M1	HAKO MACHINES LTD, ELDON WAY, CRICK, NORTHAMPTON, NN6 7SL	NN6 7SL	FACTORY AND PREMISES	1231.4
Point (-1.1)	No	East of M1	HOLIDAY INN, CRICK, NORTHAMPTON, NN6 7XR	NN6 7XR	HOTEL AND PREMISES	0
Point (-1.1)	No	East of M1	JOBEN ENVIRONMENTAL LTD, YELVERTOFT ROAD, CRICK, NORTHAMPTON, NN6 7TZ	NN6 7TZ	WORKSHOP AND STORAGE LAND	66
Point (-1.1)	No	East of M1	LAND AT UNIT 1, ELDON CLOSE, DAVENTRY, NORTHANTS, NN6 7UD	NN6 7UD	LAND	1250
Point (-1.1)	No	East of M1	N F T DISTRIBUTION, ELDON WAY, CRICK, NORTHAMPTON, NN6 7SL	NN6 7SL	STORE AND PREMISES	2262.7
Point (-1.1)	No	East of M1	OFF VOSA LAYBY A428 MI JUN18, RUGBY ROAD, CRICK, NORTHAMPTON, NN6 7SL	NN6 7SL	CONTRACTORS HUTS AND COMPOUND	16171.34
Point (-1.1)	No	East of M1	TESCO STORES LTD, ELDON WAY, CRICK, NORTHAMPTON, NN6 7SL	NN6 7SL	WAREHOUSE AND PREMISES	28330.72
Point (-1.1)	No	East of M1	TRAVIS PERKINS LTD, ELDON WAY, CRICK, NORTHAMPTON, NN6 7SL	NN6 7SL	OFFICES AND PREMISES	2073.37
Point (-1.1)	No	East of M1	TYROLIT GRINDING WHEELS LTD, ELDON WAY, CRICK, NORTHAMPTON, NN6 7SL	NN6 7SL	WAREHOUSE AND PREMISES	1521.25
Point (-1.1)	No	East of M1	UNIT 1, ELDON CLOSE, CRICK, NORTHAMPTON, NN6 7UD	NN6 7UD	FACTORY AND PREMISES	1350.96
Point (-1.1)	No	East of M1	UNIT 10-16, ELDON WAY, CRICK, NORTHAMPTON, NN6 7SL	NN6 7SL	WAREHOUSE AND PREMISES	4485.82
Point (-1.1)	No	East of M1	UNIT 1-2 SYMBIO PARK, ELDON WAY, CRICK, NORTHAMPTON, NN6 7SL	NN6 7SL	PROPERTY UNDER RECONSTRUCTION	0
Point (-1.1)	No	East of M1	UNIT 21, ELDON WAY, CRICK, NORTHAMPTON, NN6 7SL	NN6 7SL	WAREHOUSE AND PREMISES	620.9
Point (-1.1)	No	East of M1	UNIT 8&9, ELDON WAY, CRICK, NORTHAMPTON, NN6 7SL	NN6 7SL	WAREHOUSE AND PREMISES	1117.76
Point (-1.1)	No	East of M1	UNITS 17/18, ELDON WAY, CRICK, NORTHAMPTON, NN6 7SL	NN6 7SL	WAREHOUSE AND PREMISES	1186.3
Point (-1.1)	No	East of M1	UNITS 19/20, ELDON WAY, CRICK, NORTHAMPTON, NN6 7SL	NN6 7SL	VEHICLE REPAIR WORKSHOP AND PREMISES	1232.8
Point (-1.1)	No	East of M1	UNITS 3-7 SYMBIO PARK, ELDON WAY, CRICK, NORTHAMPTON, NN6 7SL	NN6 7SL	PROPERTY UNDER RECONSTRUCTION	0
Point (-1.1)	No	East of M1	Z F TRADING LTD, ELDON WAY, CRICK, NORTHAMPTON, NN6 7SL	NN6 7SL	WAREHOUSE AND PREMISES	10177.29

ANNEX G

Technical Note: Intermodal terminals and HGV trip generation

1.1 Introduction

1.1.1 This technical note sets out the assumptions and observed data from which to estimate HGV trip generation from an intermodal terminal.

1.2 Relationship between terminal throughput and HGV trip generation

1.2.1 For each container that passes through an intermodal terminal (loaded or empty), the following combinations of HGV trip are possible:

Table 1 HGV trip combinations at intermodal terminals

Containers per HGV trip <i>(note only one length of container carried per trip)</i>	20' length container	30' length container	40' length container	45' length container
Inbound trip to terminal	0 – 2	0 - 1	0 - 1	0 – 1
Outbound trip from terminal	0 – 2	0 - 1	0 - 1	0 – 1

1.2.2 So in simple terms, each HGV will arrive or depart empty, or carry up to 2 x 20' containers or 1 x 30' / 40' / 45' container in either or both directions.

1.2.3 Given the potential complexity of each HGV trip, we would propose using observed data as used to inform previous SRFI scheme proposals, from the following sources:

- The Howbury Park scheme Traffic Assessment (WSP for Prologis) referenced a traffic survey undertaken at DIRFT in 2006, which compared the number of containers handled by the intermodal terminal on a weekday in 2006 against the number of HGVs arriving at the In-Gate;
- As part of the Department of Transport's Freight Best Practice programme¹, a survey was carried out by AECOM at Hams Hall in 2010 for which showed the pattern of HGV arrival at the In-Gate across a week.

1.2.4 Table 2 below assembles the results from the separate surveys and associated information to provide an indication of the relationship between container throughput and HGV trip generation.

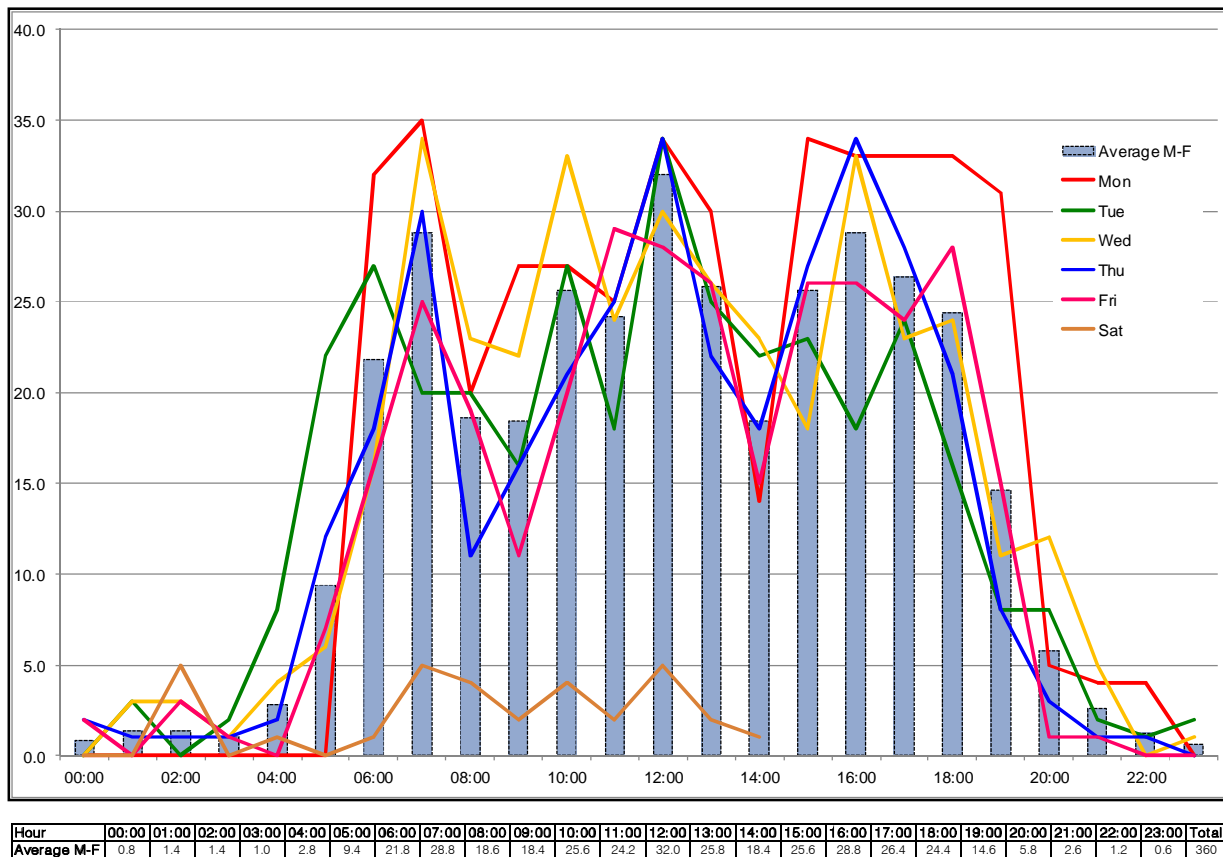
1.2.5 The results show that, for a broadly similar level of rail traffic through each intermodal terminal, an average ratio of 1.34 HGV trips per container handled is achieved. Our view is that this provides a robust basis for estimating HGV trip generation from new intermodal terminals.

¹ Efficient Intermodal Terminals Deliver Supply Chain Benefits: AECOM for Department for Transport December 2010

Table 2 Comparison of survey data at DIRFT and Hams Hall

Intermodal terminal Year	DIRFT 2006	Hams Hall 2010
Observed intermodal trains per day each way²		
Deepsea	2	6
Domestic	4	1
Channel Tunnel	1	1
Total per day	7	8
Estimated containers per train each way³		
Deepsea	26	33
Domestic	20	30
Channel Tunnel	30	30
Total per day (total of both directions)	324	516
Observed HGV movements per day⁴		
HGVs arriving at site gatehouse per day	209	360
Total 2-way HGV trips per day (total arrivals and departures)	418	720
Ratio of HGV trips to containers handled	1.29	1.40

Figure 1 Hams Hall inbound HGV trip distribution by day / time



² Train information sourced from Working Timetable data via Freightmaster publications

³ Container information sourced from Freight Operating Company(s) and/or lineside observation

⁴ HGV traffic data sourced from gatehouse records